

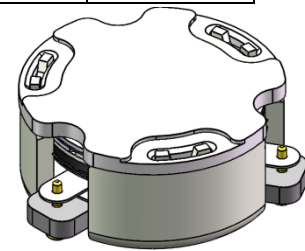


DP3589C

ENG PART:DP-15.5CM-1300T1400-CW

1300MHz to 1400MHz Single-Junction Surface Mount Circulator

REV.	DESCRIPTION	REVISOR	DATE	APPROVED
1	Creating datasheet	ZC.Wu	2024/11/15	Nick
2	Updated the spec.	ZC.Wu	2025/1/13	Nick
3	Added footprint	ZC.Wu	2025/1/15	Nick

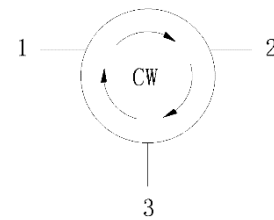


Applications:

- Wireless Infrastructure
- Power Amplifier

Features:

- Operating frequency range: 1300MHz to 1400MHz
- Operating temperature range: -55°C to +85°C
- Storage temperature range: -50°C to +135°C
- Small surface-mount package delivered on T&R
- BeOfree&RoHS compliant



Block Diagram



Electrical Specifications:

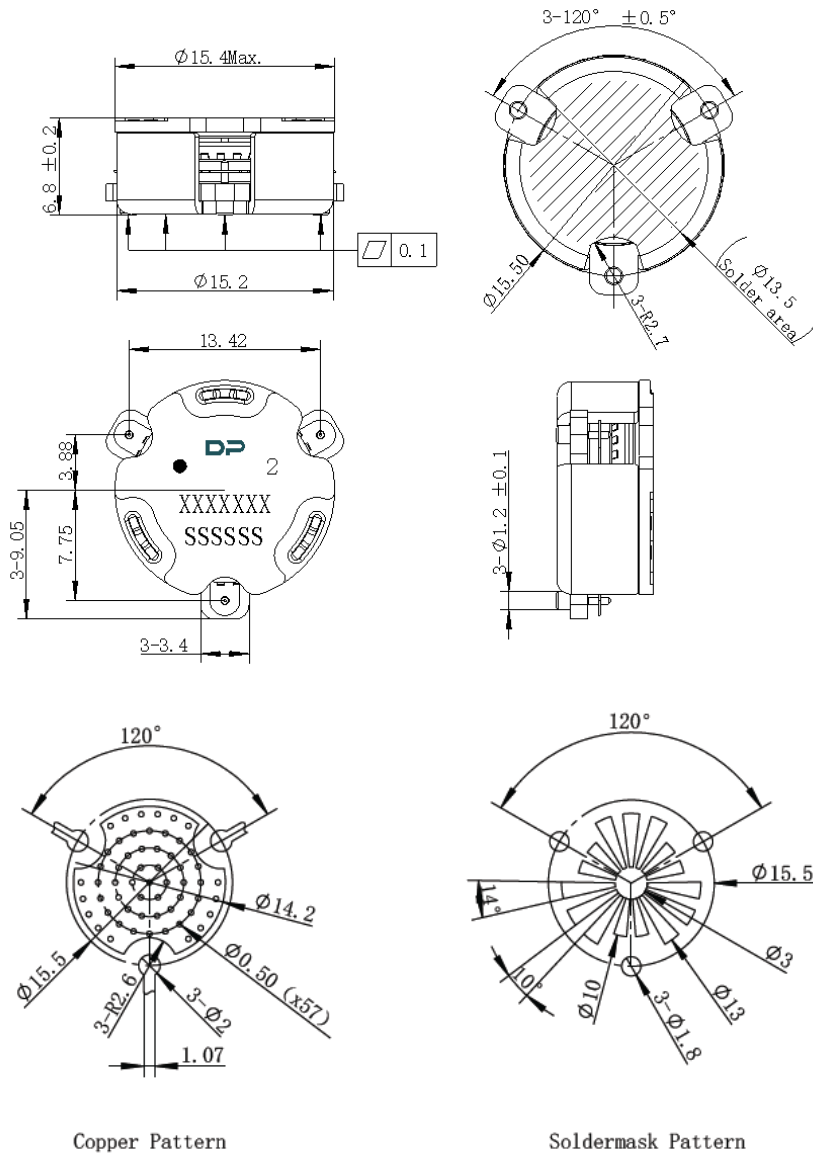
ITEM	SPECIFICATION	
Frequency	1300~1400	MHz
Direction	CW	
Impedance	Typ: 50	Ω
Insertion Loss (Max.)	0.35	dB
Isolation (Min.)	21	dB
Return Loss (Min.)	21	dB
3rd IMD (Max.)	-	dBc
2nd harmonic attenuation		dB
3rd harmonic attenuation		dB
Power FWD/REV/PEAK	100/100/500	W
Termination/Attenuator	/	W/dB

Notes:

1. Exposure to maximum rating conditions for extended periods may reduce device reliability. There is no damage to device with only one parameter set at the limit and all other parameters set at or below their nominal value. Exceeding any of the limits listed here may result in permanent damage to the device.
2. Performance is guaranteed under the conditions listed in this table and over the operating temperature range.



Mechanical Specifications:



Copper Pattern

Soldermask Pattern

PCB Material: ROGERS R04350B 0.508mm thickness trace width 1.07mm wide

Unit: Millimeters

Notes:

1. The housing and pins are silver-plated.
2. Tolerance ± 0.2 mm unless otherwise specified.
3. Co-planarity Specification: 0.1mm maximum.
4. Part Number, Lot Code, and Port Designation are printed on the top side of device
5. The **XXXXXXX** on the label represents the part number
6. The **SSSSSS** on the label represents the serial number
7. The black dot on the label represents the input port