

Customer Code: \_\_\_\_\_

# DATASHEET

DAPU P/N: DPZ5340M960033A0

DAPU			Customer Approval
Drew	Audited	Approved	Stamp, please! Thanks!
Jack	David	William	
Date: 2022.07.06			

## Guangdong Dapu Telecom Technology Co.,Ltd

Building 5, No.24, Industrial East Road, Songshanhu Park, Dongguan, Guangdong, P.R. China

TEL: 0086-0769-88010888 FAX: 0086-0769-81800098

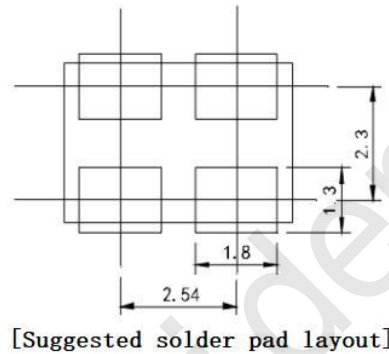
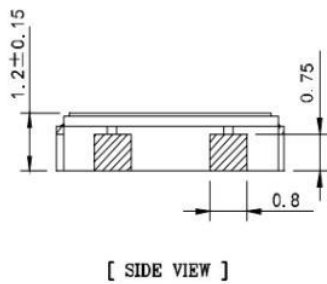
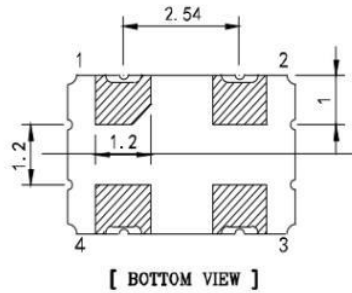
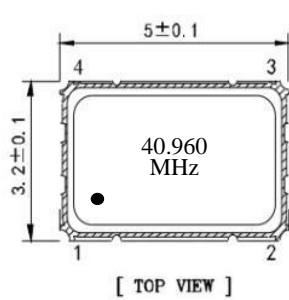


## 1、 Electrical Parameters

MODEL: DPZ5340M960033A0							
No.	Parameters	SYM.	Electrical Spec.				Notes
			Min.	Typ.	Max.	Units	
1	Nominal Frequency	FL	40.96			MHz	
2	Oscillation Mode	-	Fundamental				
3	Frequency Tolerance	-	-20		+ 20	$\times 10^{-6}$	At 25°C
4	Frequency Stability	-	-30		+ 30	$\times 10^{-6}$	Over Operating Temperature Range
5	Operating Temperature	Topr	-40	~	+ 85	°C	
6	Storage Temperature	Tstg	-55	~	+ 125	°C	
7	Supply Voltage	V <sub>DD</sub>	2.97	3.3	3.63	V	
8	Input Current	I <sub>cc</sub>			15	mA	
9	Output waveform	-	CMOS				
10	Output Load	CL	15			pF	
11	Output Voltage High	V <sub>OH</sub>	90%			V <sub>DD</sub>	
12	Output Voltage Low	V <sub>OL</sub>			10%	V <sub>DD</sub>	
13	Rise/Fall Time	Tr、 Tf			5	ns	10%-90% V <sub>DD</sub> Level
14	Aging	-	-3		+ 3	$\times 10^{-6}$	First Year at 25°C
15	Tri-State Output Enable	-	70%			V <sub>DD</sub>	Pin 1, OE
16	Tri-State Output Disable	-			30%	V <sub>DD</sub>	Pin 1, OE
17	Duty Cycle	-	45	~	55	%	
18	Start-Up Time	Tstart			5	ms	Measured from the time V <sub>DD</sub> reaches its rated minimum value

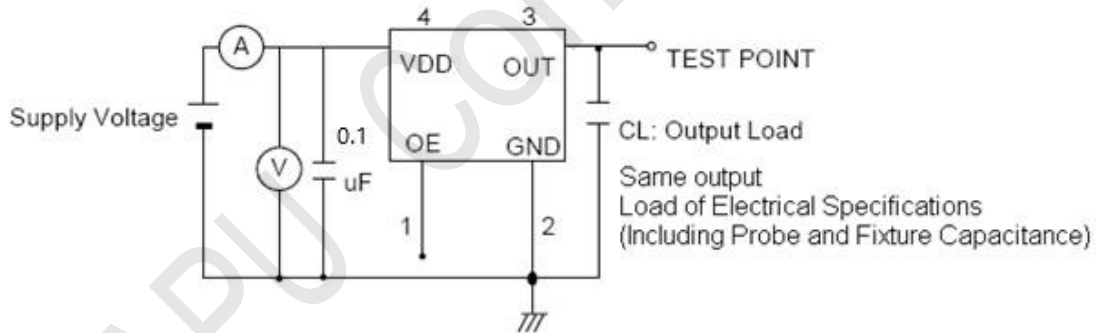


## 2、Mechanical Structure(mm)



Pin	Function
1	Tri-State
2	GND
3	Output
4	VDD

## 3、Test Circuit



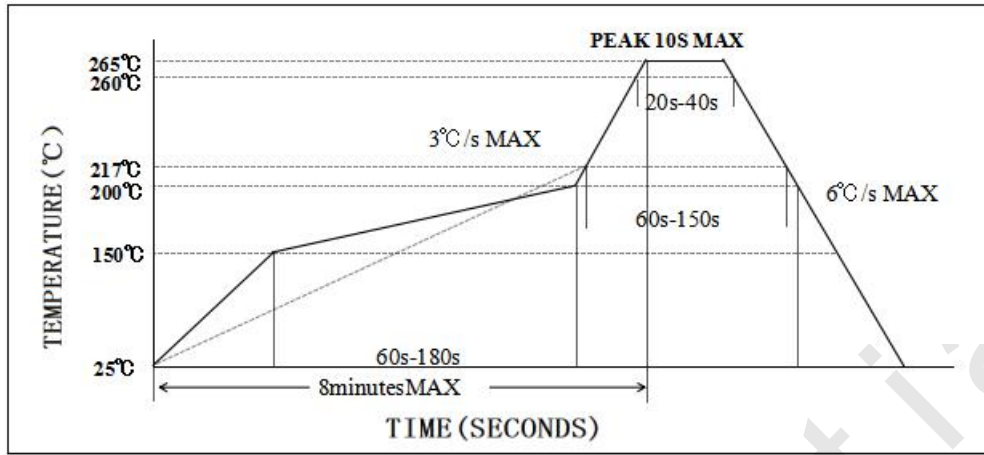
Control input (output enable/disable)

Logic 1 or open on pad 1: Oscillator output

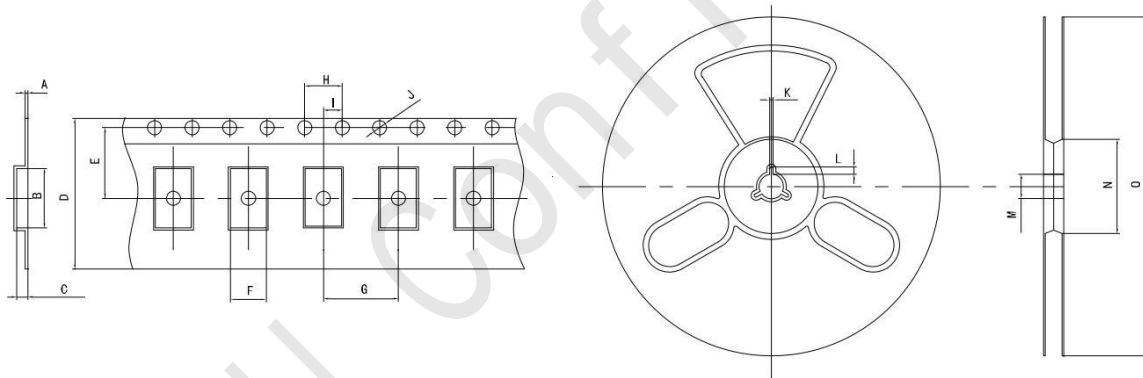
Logic 0 on pad 1 : Disable output to high impedance



#### 4、 Reflow Soldering Curve (RoHS)



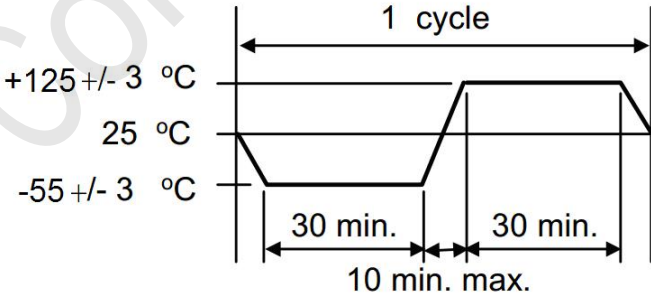
#### 5、 Package: Tape & Reel (mm)



TEYE	A	B	C	D	E	F	G	H	I	J	K	L	M	N	O
5×3.2 SMD	0.30	7.50	1.45	12.00	5.50	3.70	8.00	4.00	2.00	1.50	2.00	4.00	13.00	60.00	180.00



## 6、Reliability Test Specification

NO.	Test Items	Test Standard	Test Condition	Specifications
1	Drop test	GB/T2423.8	Drop from 100cm height on 3cm hard wooden board for 3 times	Electrical performance meets specification requirements
2	Mechanical shock	GB/T2423.5	Waveform: Half-sine; Velocity Change: 1000m/s <sup>2</sup> ; Duration: 0.5ms; 3 times/direction, Direction: +X, -X, +Y, -Y, +Z, -Z.	
3	Vibration	GB/T2423.10	Frequency: 10~2000Hz; Vibration:20min, 1.52mm; Direction: X, Y, Z; Duration: 2 hours/direction.	
4	Solderability	IEC60068-2-58	Solder bath temperature:245±5°C Dwell time:3±0.5 seconds,	
5	Resistance to soldering heat	IEC60068-2-58	Solder temperature 260±5°C, Immersion time:10±1 S	
6	High temperature storage	GB/T2423.2	Temperature: 125°C±2°C; Duration: 500±12hours;	
7	Low temperature storage	GB/T2423.1	Temperature: -40°C±2°C; Duration: 500±12hours;	
8	Temperature Shock	GB/T2423.22	Do 10 cycles at the following temperature 	
9	High temperature high humidity storage	GB/T2423.3	Temperature: 85°C±3°C; Humidity: 85%; Duration: 500hours;	