

Customer Code : _____

DATASHEET

DAPU P/N: DPBF23040001

Plot			The Label
Drew	Audited	Approved	Stamp, please! Thanks!
Date: 2022.06.20			

Guangdong Dapu Telecom Technology Co.,Ltd

Building 5, No.24, Industrial East Road, Songshanhu Park, Dongguan, Guangdong, P.R. China

TEL: 0086-0769-88010888 FAX: 0086-0769-81800098



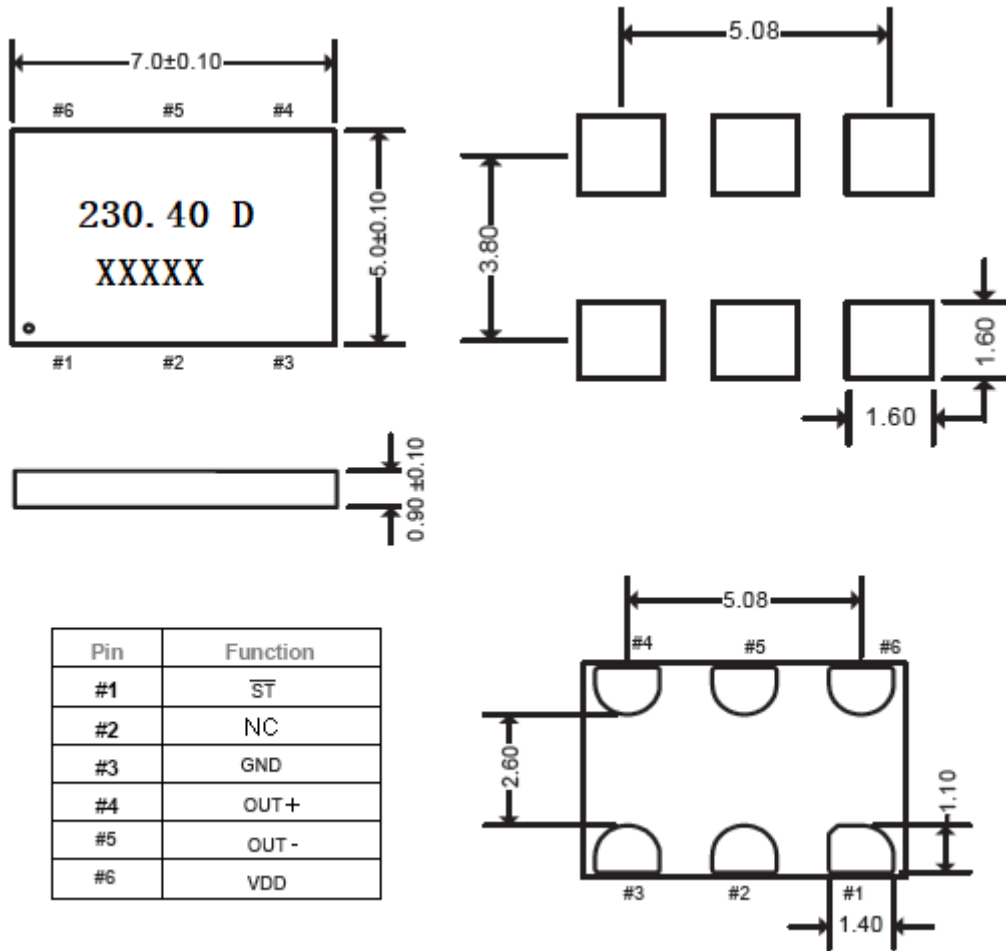
1、Electrical Parameters

MODEL: DPBF2304001							
No.	Parameters	SYM.	Electrical Spec.				Notes
			Min.	Typ.	Max.	Units	
1	Nominal Frequency	FL	230.40			MHz	
2	Output Waveform		LVDS				
3	Vdd		-0.5		4	V	
4	Supply Voltage		2.97	3.3	3.63	V	
5	Frequency Stability	F-stab	-25		+25	$\times 10^{-6}$	Inclusive of Initial tolerance, operating temperature, rated power supply voltage and load.
6	Operating Temperature	T-opr	-40	~	+85	$^{\circ}\text{C}$	
7	Storage Temperature	T-stg	-65	~	+150	$^{\circ}\text{C}$	
8	Current Consumption	Icc	-	47	55	mA	
9	OE Disable Supply Current	I_OD			35	mA	
10	Standby Current	I_std			100	μA	
11	Rise/Full Time	Tr、 Tf		495	600	ps	20%~80%
12	First Year Aging		-2		+2	$\times 10^{-6}$	@25 $^{\circ}\text{C}$
13	10 Year Aging		-5		+5	$\times 10^{-6}$	@25 $^{\circ}\text{C}$
14	Duty Cycle	DC	45		55	%	
15	Differential Output Voltage	VOD	250	350	450	mV	
16	Output Disable Leakage Current		-		1	μA	OE=Low
17	Input Voltage High	VIH	70%	-	-	Vdd	Pin 1
18	Input Voltage Low	VIL	-	-	30%	Vdd	Pin 1
19	Input Pull-up Impedence	Z_in		100	250	K Ω	Pin 1, OE logic high or logic low, or ST logic high
20	Start up Time	T_start	-	6	10	ms	Measured from the time Vdd reaches its rated minimum value
21	OE Enable/Disable Time	T_oe	-	-	115	ns	
22	Resume Time	T_resume		6	10	ms	
23	RMS Period Jitter	T_jitt	-	1.4	1.7	ps	
24	VOD Magnitude Change				50	mV	
25	Offset Voltage	VOS	1.125	1.2	1.375	V	
26	VOS Magnitude Change				50	mV	
27	Phase Jitter	T_phj	-	0.6	0.85	ps	Integration bandwidth =12 kHz~20 MHz



26	Mechanical Shock	MIL-STD-883F,Method 2002
	Mechanical Vibration	MIL-STD-883F,Method 2007
	Temperature Cycle	JESD22, Method A104
	Solderability	MIL-STD-883F,Method 2003
	Moisture Sensitivity Level	MSL1 @260°C

2、Mechanical Structure(mm)



Note1: Tolerance ± 0.2 mm without mark

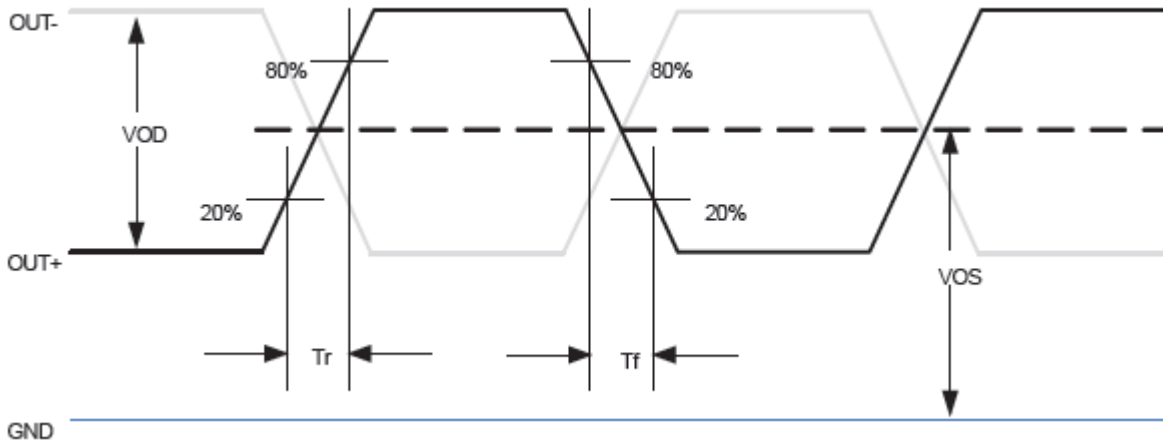
Note2: Referential weight 0.2g

Note3: D stands for output waveform: LVDS

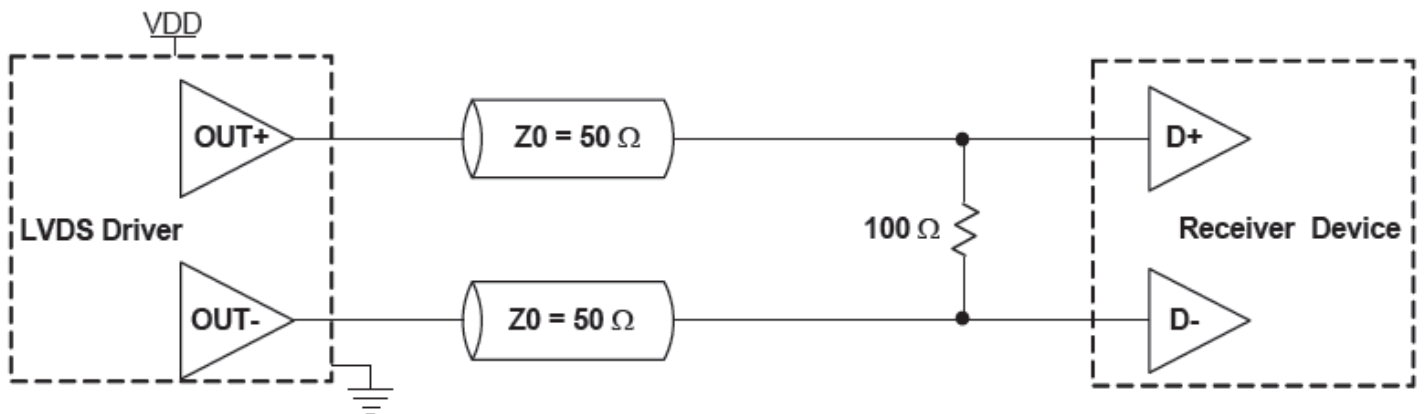
Note4: A capacitor of value $0.1 \mu F$ or higher between Vdd and GND is required



3、 Waveform Diagrams



4、 Termination Diagrams



5、 Package: Tape & Reel (mm)

