

Customer Code : _____

DATASHEET

DAPU P/N: DP3U19440001

Plot			The Label
Drew	Audited	Approved	Stamp, please! Thanks!
Date: 2022.04.08			

Guangdong Dapu Telecom Technology Co.,Ltd

Building 5, No.24, Industrial East Road, Songshanhu Park, Dongguan, Guangdong, P.R. China

TEL: 0086-0769-88010888 FAX: 0086-0769-81800098

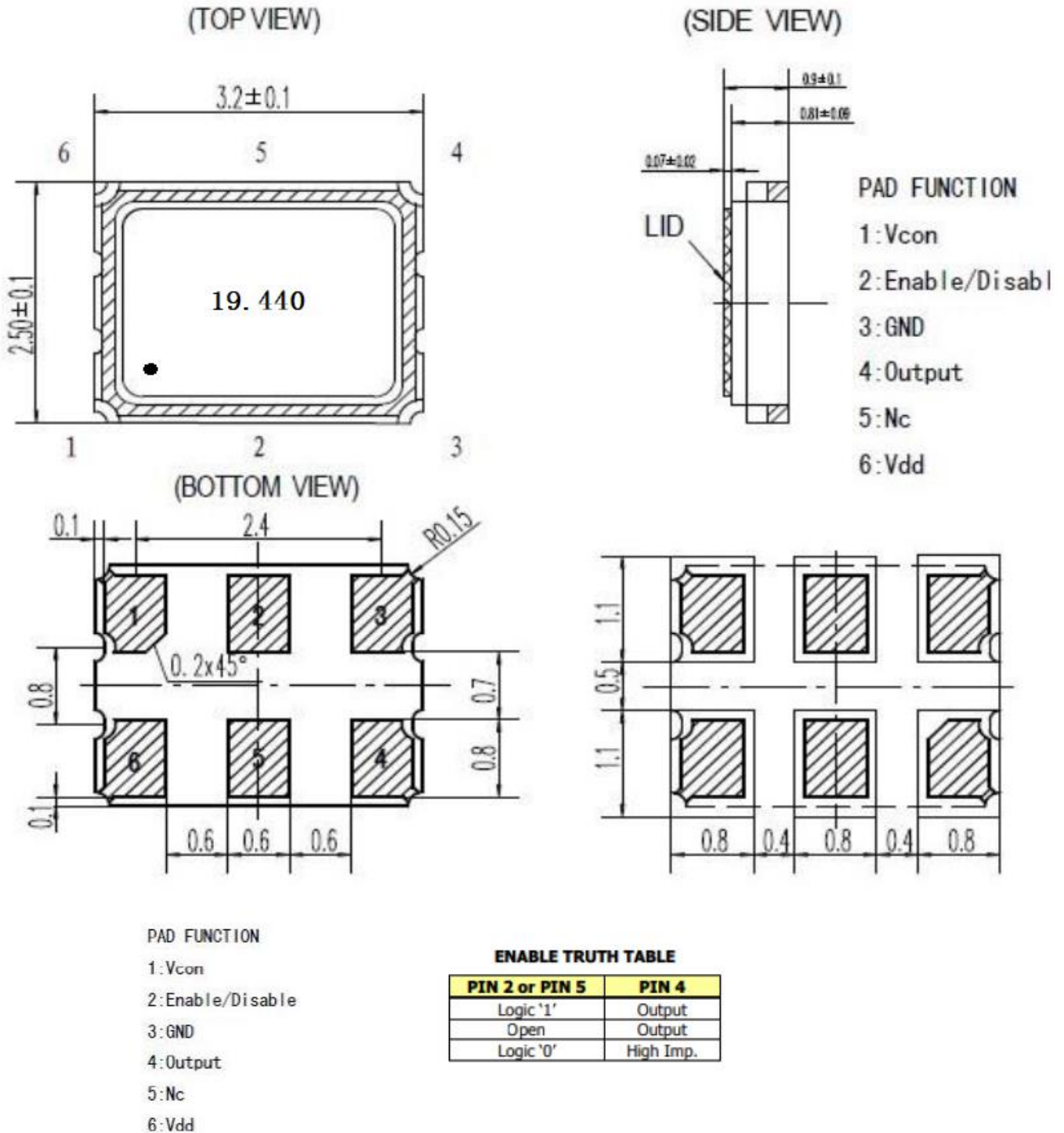


1、Electrical Parameters

MODEL: DP3U19440001							
No.	Parameters	SYM.	Electrical Spec.				Notes
			Min.	Typ.	Max.	Units	
1	Nominal Frequency	FL	19.44			MHz	
2	Output Waveform		CMOS				
3	Output Load		15			pF	
4	Standby Function		Internal Pull Up				YES
5	Duty Cycle	DC	45		55	%	
6	Total Stability	F-stab	-25		+25	$\times 10^{-6}$	Includes frequency tolerance@25°C and frequency stability vs. operating temperature range.
7	Supply Variation		-5		+5	$\times 10^{-6}$	$V_{DD} \pm 5\%$
8	Load Variation		-3		+3	$\times 10^{-6}$	$CL \pm 5\%$
9	Operating Temperature	T-opr	-40	+25	+85	°C	The operating temperature range over which the frequency stability is measured.
10	Storage Temperature	T-stg	-55	~	+125	°C	
11	Rise/Full Time	Tr、 Tf			5	nS	10%-90% Output Swing
12	Start-up Time		-	-	10	ms	To 90% of Final Amplitude
13	Aging		-3		+3	$\times 10^{-6}$	One Year Aging Rate
14	Supply Voltage	V_{DD}	2.97	3.3	3.63	V	
15	Current Consumption	I_{cc}			30	mA	
16	Output Voltage High	V_{OH}	$0.9V_{DD}$	-	-	V	
17	Output Voltage Low	V_{OL}	-	-	$0.1V_{DD}$	V	
18	Pull Range		-120~-160		60~120	$\times 10^{-6}$	
19	Control Voltage Range	VC	0	1.65	3.3	V	
20	Linearity		-10		10	%	$V_c = 0.15V$ to $3.15V$
21	Modulation Bandwidth		15	20		KHz	
22	VC Pin Input Impedance		5			$M\Omega$	
23	Phase Jitter	RMS			0.8	pS	12KHz to 20MHz BW
24	Phase Noise				-130	dBc	1KHz



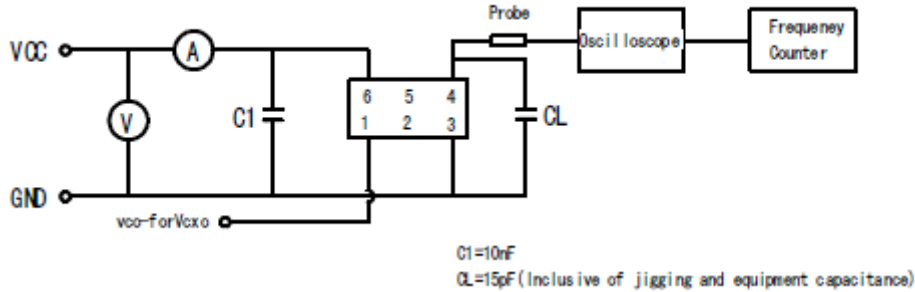
2、Mechanical Structure(mm)



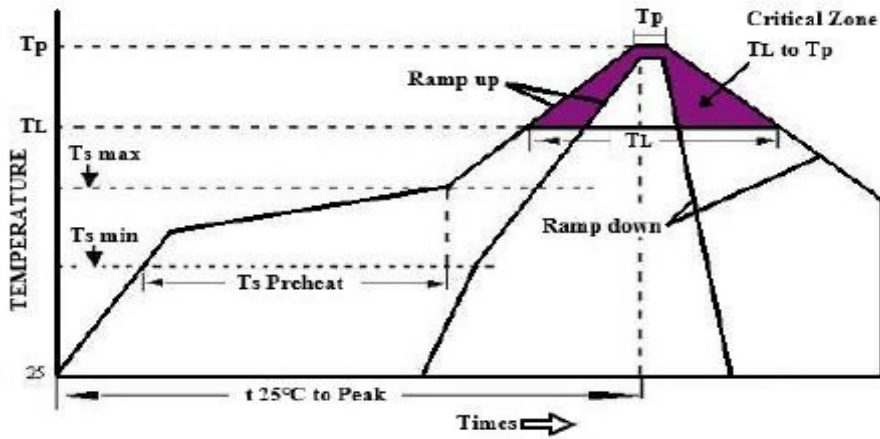
Note1: Tolerance ±0.2mm without mark



3、 Test Circuit (CMOS LOAD)



4、 Reflow Profile



High Temperature Infrared /Convection

Note: Temperature shown are applied to body of device

Ts max to TL(Ramp-up Rate)	3°C/second max
Preheat	
Temperature Min(Ts Min)	150°C
Temperature Typical(Ts Typ)	175°C
Temperature Max.(Ts Max)	200°C
Time(ts)	60-180 seconds
Ram-up Rate(TL to Tp)	3°C/second Max
Time Maintained Above:	
--Temperature(TL)	217°C
--Time(TL)	60-150seconds
Peak Temperature (Tp)	280°C Max for 10 seconds
Time within 5°C of actual peak(tb)	20-40 seconds
Ramp-down Rate	6°C/seconds Max
Tune 25°C to Peak Temperature(t)	8 minutes Max
Moisture Sensitivity Level	Level 1

High Temperature Manual Soldering

Note: Temperature shown are applied to body of device

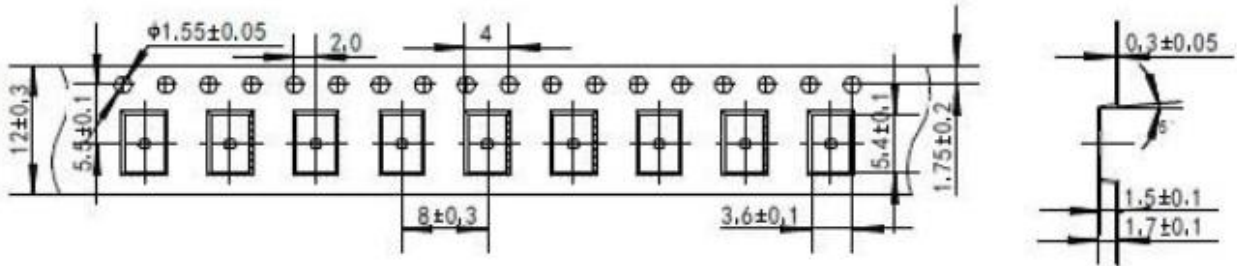
280°C Max for 10 seconds Max, 4 times Max



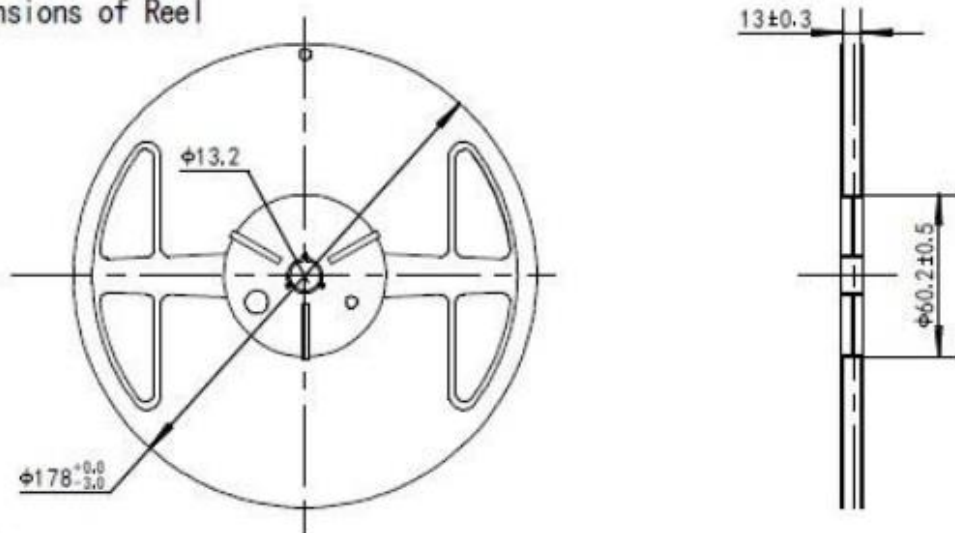
5、 Package: Tape & Reel

1. Dimensions of Carrier Tape

UNIT:mm



2. Dimensions of Reel



3. Packing

1 reel/box 1 reel=1000pcs

10 boxes/carton(the carton with bubble pad on four sides)

