

Customer Code : _____

DATASHEET

DAPU P/N: DP7W33333003

Plot			The Label
Drew	Audited	Approved	
			Stamp, please! Thanks!
Date: 2022.06.02			

Guangdong Dapu Telecom Technology Co.,Ltd

Building 5, No.24, Industrial East Road, Songshanhu Park, Dongguan, Guangdong, P.R. China

TEL: 0086-0769-88010888 FAX: 0086-0769-81800098



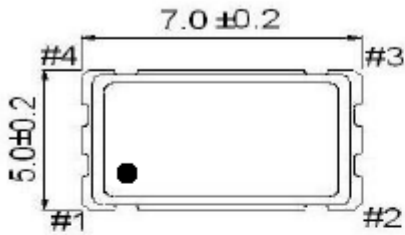
1、Electrical Parameters

MODEL: DP7W33333003							
No.	Parameters	SYM.	Electrical Spec.				Notes
			Min.	Typ.	Max.	Units	
1	Nominal Frequency	FL	33.333			MHz	
2	Output Waveform		CMOS				
3	Output Load				15	pF	
4	Duty Cycle	-	45	50	55	%	
5	Rise Time	Tr	-	-	5	ns	
6	Fall Time	Tf	-	-	5	ns	
7	Start Time	Tosc	-	-	5	ms	
8	Frequency stability		-20		+20	$\times 10^{-6}$	@25°C
			-20		+20	$\times 10^{-6}$	-40°C~85°C
9	Operating Temperature	Topr	-40		+85	°C	The operating temperature range over which the frequency stability is measured
10	Storage Temperature	Tstg	-55		+125	°C	
11	Supply Voltage	VDD	2.97	3.3	3.63	V	
12	Current	Icc			10	mA	At maximum supply voltage
13	Aging	-	-3	-	+3	$\times 10^{-6}/\text{yr.}$	Frequency drift in first year
14	Output Voltage High	VoH	90%Vdd	-	-	V	
15	Output Voltage Low	Vol	-	-	10%Vdd	V	
16	Output Active	VHI	0.7Vdd			V	Pin 1 Tri-state
17	Output in High-Impedance state	VLO			0.3Vdd	V	

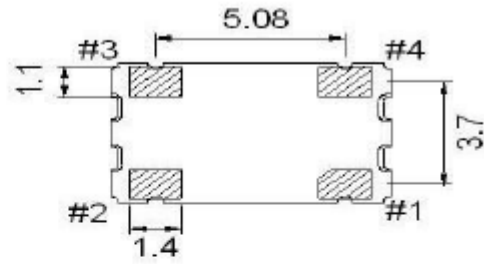


2、Mechanical Structure(mm)

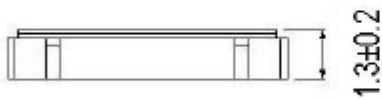
[TOP VIEW]



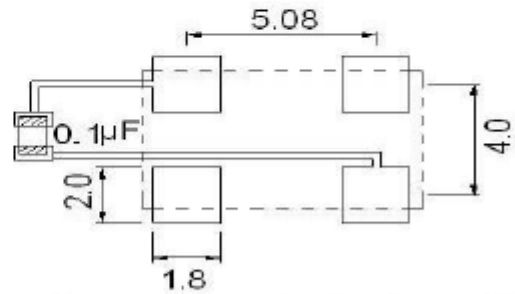
[BOTTOM VIEW]



[SIDE VIEW]



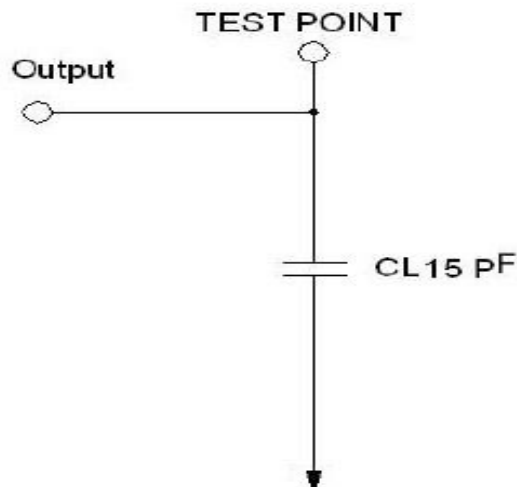
Pin	Function
#1	Tri-State
#2	GND
#3	Output
#4	V _{DD}



Recommended soldering pattern

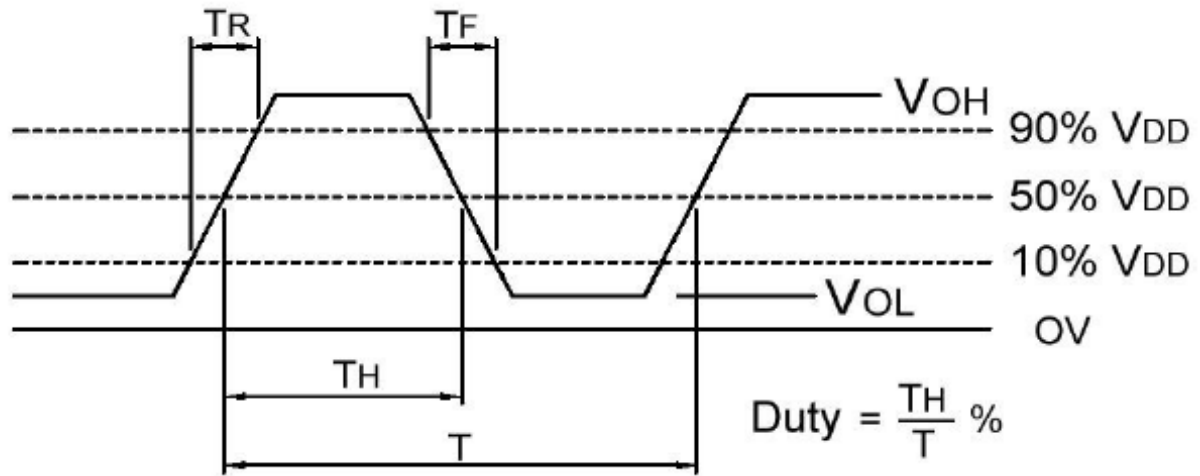
Note1: Tolerance ±0.2mm without mark

3、Test Circuit

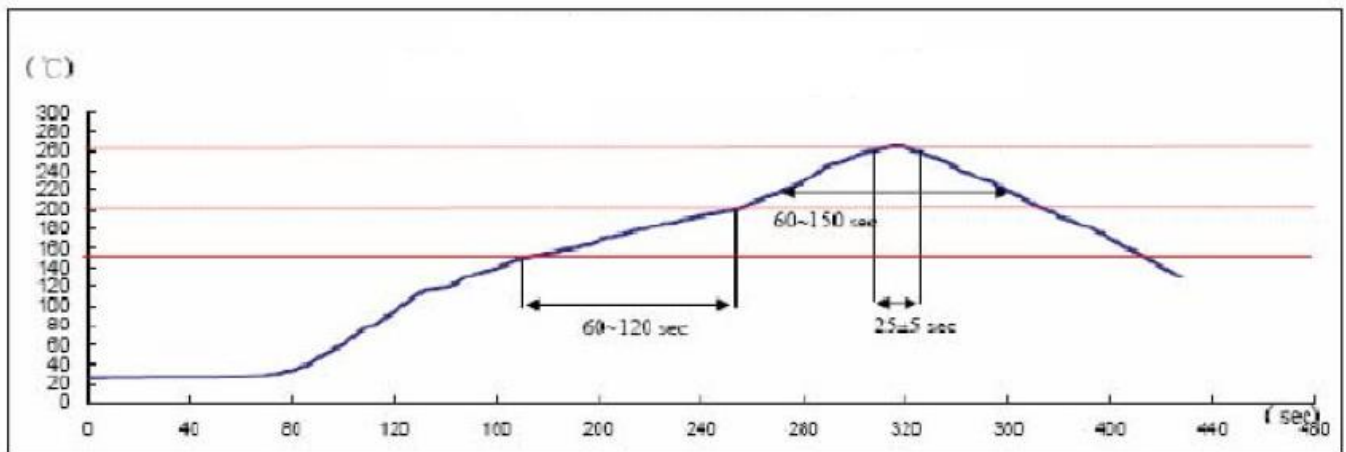




4、 Output Waveform(CMOS Load)



5、 Recommended Ir Reflow Profile



IR-Reflow Test

Reference Standard : JEDEC-STD 020

Test Conditions: Pre-heating : 150°C to 200 °C , 60~120 sec

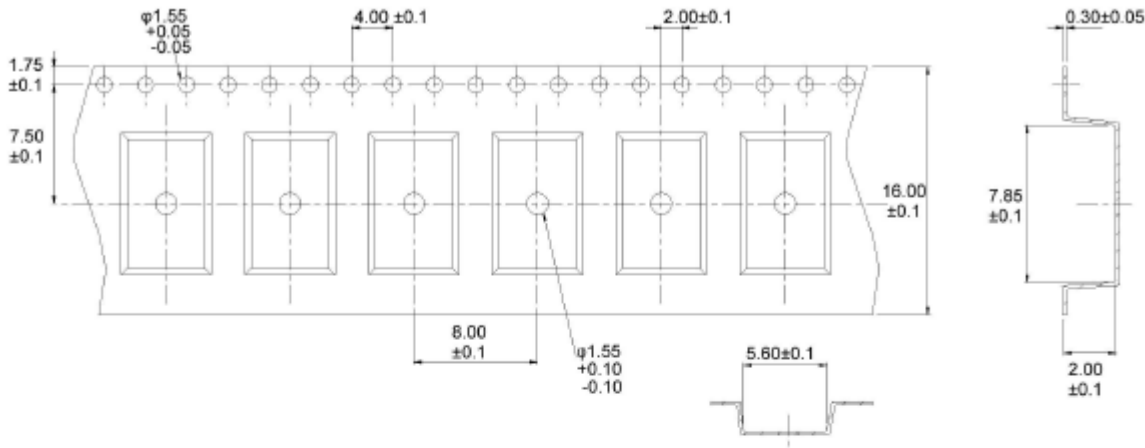
Heating : 217 °C , 60~150 sec

Peak Temperature : 260±5 °C , 25±5 sec

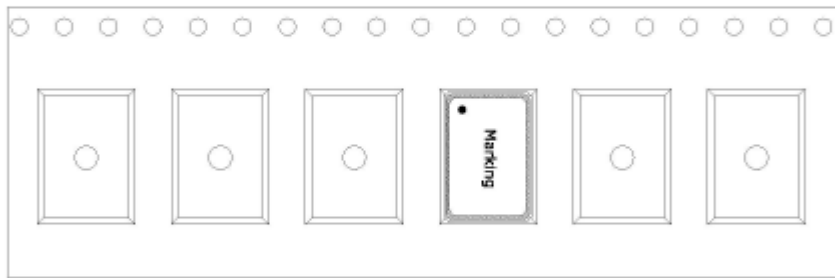


6、 Package: Tape & Reel (mm)

> TAPE (CARRIER) DIMENSIONS



> THE DIRECTION OF PACKING



> REEL DIMENSIONS

