

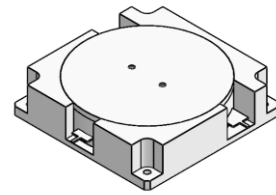


DP0842C

ENG PART:DP-88X88CD-323T327-CCW

323MHz to 327MHz Single-Junction Drop-in Circulator

REV.	DESCRIPTION	REVISOR	DATE	APPROVED
A	Creating datasheet	ZC.Wu	2022/1/11	Nick

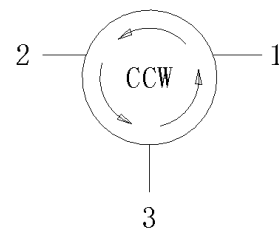


Applications:

- Wireless Infrastructure
- Power Amplifier

Features:

- Operating frequency range:323MHz to 327MHz
- Operating temperature range: 0°C to +60°C
- Storage temperature range: -40°C to +85°C
- BeOfree&RoHS compliant



Block Diagram



Electrical Specifications:

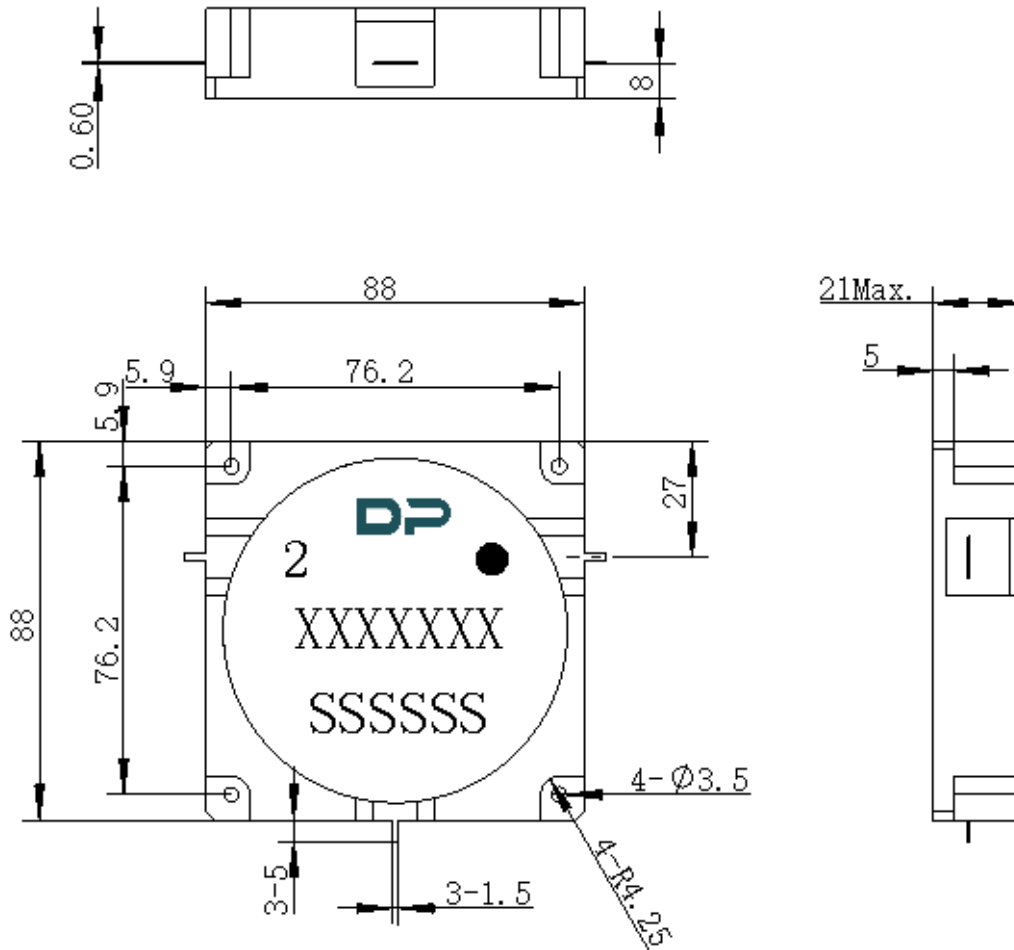
ITEM	SPECIFICATION	
Frequency	323-327	MHz
Direction	CCW	
Impedance	Typ: 50	Ω
Insertion Loss (Max.)	0.2@25 \pm 5 $^{\circ}$ C 0.25@0-60 $^{\circ}$ C	dB
Isolation (Min.)	25@25 \pm 5 $^{\circ}$ C 22@0-60 $^{\circ}$ C	dB
Return Loss (Min.)	25@25 \pm 5 $^{\circ}$ C 22@0-60 $^{\circ}$ C	dB
Power FWD/REV/PEAK	1200/ -/4000	W
IMD (Max.)	-	dBc
Termination/Attenuator	-	W/dB

Notes:

1. Exposure to maximum rating conditions for extended periods may reduce device reliability. There is no damage to device with only one parameter set at the limit and all other parameters set at or below their nominal value. Exceeding any of the limits listed here may result in permanent damage to the device.
2. Performance is guaranteed under the conditions listed in this table and over the operating temperature range.



Mechanical Specifications:



Unit: Millimeters

Notes:

1. The housing is nickel-plated and the circuit is silver-plated.
2. Tolerance ± 0.2 mm unless otherwise specified.
3. Co-planarity Specification: 0.1 mm maximum.
4. Part Number, Lot Code, and Port Designation are printed on the top side of device.
5. The XXXXXXX on the label represents the part number
6. The SSSSSS on the label represents the serial number
7. The black dot on the label represents the input port