

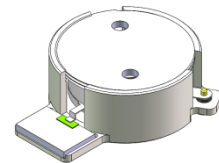


## DP0247S

2110MHz to 2200MHz Single-Junction Surface Mount Isolator

CUSTOMER:Ericsson

REV.	DESCRIPTION	REVISOR	DATE	APPROVED
A		ZC.Wu	2020/5/22	Nick

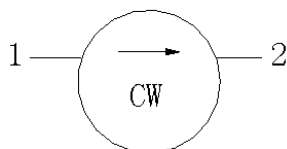


### Applications:

- Wireless Infrastructure
- Power Amplifier

### Features:

- Operating frequency range: 2110MHz to 2200MHz
- Operating temperature range: -40°C to +115°C
- Storage temperature range: -40°C to +125°C
- Small surface-mount package delivered on T&R
- BeOfree&RoHS compliant



Block Diagram



### Electrical Specifications:

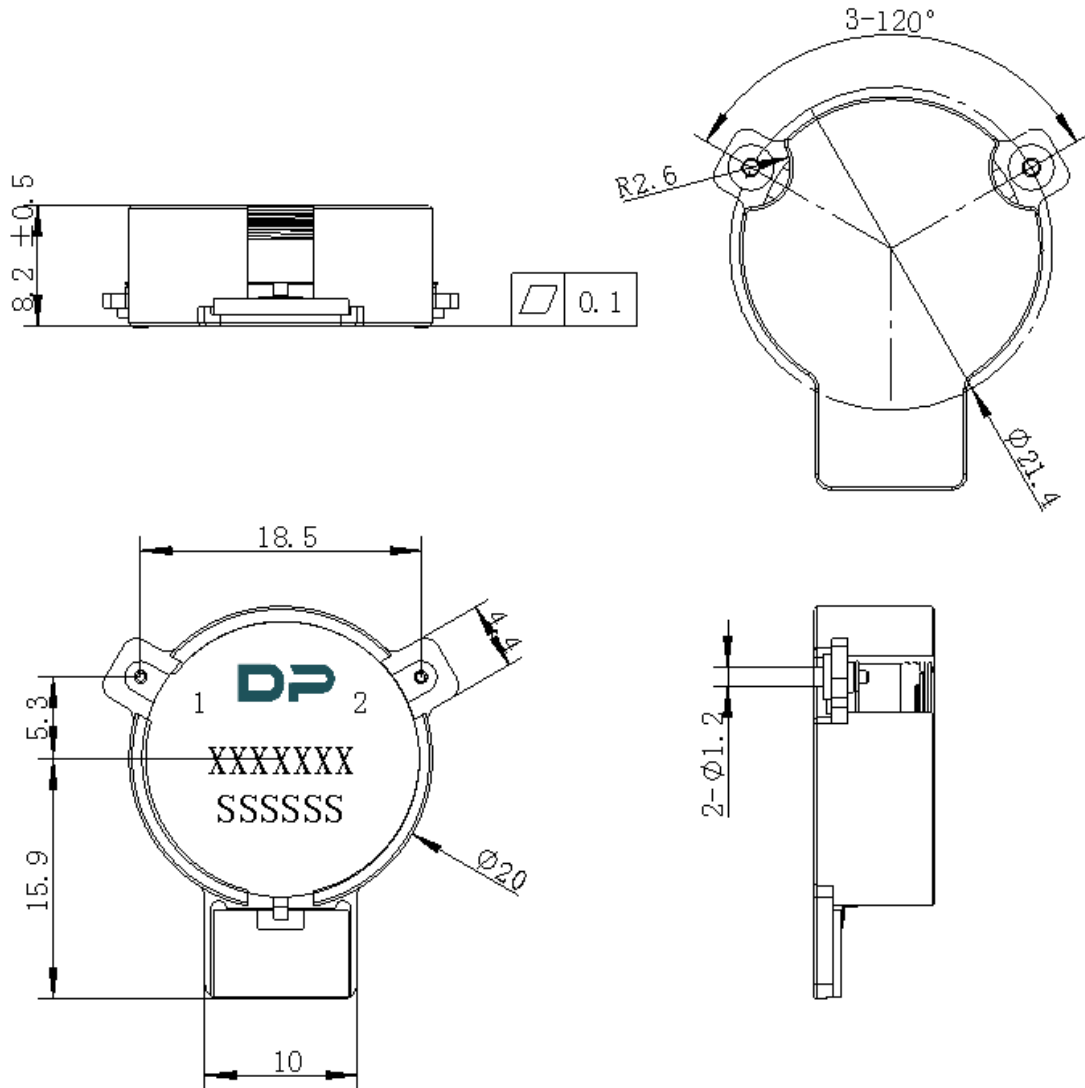
ITEM	SPECIFICATION	
Frequency	2110~2200	MHz
Direction	CW	
Impedance	Typ: 50	$\Omega$
Insertion Loss (Max.)	0.2	dB
Isolation (Min.)	22@2110~2200MHz 20@2080~2230MHz 10@2050~2260MHz 8@1990~2320MHz 6@1930~2380MHz	dB
Return Loss (Min.)	20@-40~0°C 23@0~+115°C 20@2080~2230MHz 6@1930~2380MHz	dB
3rd IMD (Max.)	-69@2x40W CW tones, 5MHz spacing	dBc
5th IMD (Max.)	-79@2x40W CW tones, 5MHz spacing	dBc
Harmonics	0@2x f 80W CW -10@3x f 80W CW -10@4x f 80W CW -35@5x f 80W CW -25@6x f 80W CW -25@7x f 80W CW	dBm
Out of band attenuation	10@2x f 5@3x f 5@nx f (n=order of in- band frequency multiple)	dB
Group delay	0.5~2.8	ns
Deviation from nominal delay over temperature range	$\pm 0.05$	ns
Power FWD/REV/PEAK	100/40/1000	W
Max voltage rating	1080	V
Termination/Attenuator	/	W/dB

Notes :

1. Exposure to maximum rating conditions for extended periods may reduce device reliability. There is no damage to device with only one parameter set at the limit and all other parameters set at or below their nominal value. Exceeding any of the limits listed here may result in permanent damage to the device.
2. Performance is guaranteed under the conditions listed in this table and over the operating temperature range.
3. Performance will not degrade by > 10% (Insertion loss > 20%) with an operating temperature of up to 130 °C.



**Mechanical Specifications:**



Unit : Millimeters

Notes:

1. The housing and pins are silver-plated.
2. Tolerance  $\pm 0.2$  mm unless otherwise specified.
3. Co-planarity Specification: 0.1 mm maximum.
4. Part Number, Lot Code, and Port Designation are printed on the top side of device.
5. Part Number format shall be XXXXXXX
6. Serial Number format shall be SSSSS