

Travelling Merchant: _____

DATASHEET

Standard: OS756-A719-200.00MHzP/N: Y75ZCYM20001

Plot			The Label
Drew	Audited	Approved	Stamp, please! Thanks!
Date: 2014.11.29			

Guangdong Dapu Telecom Technology Co.,Ltd

Bldg13-16,.N.Ind.Zone,SSL Industry Park, Dongguan City, Guangdong Province, China

TEL: 0086-0769-88010888 FAX: 0086-0769-81800098



1. Electrical Parameters

MODEL: OS756-A719-200.00MHz						
Item	Description	Parameters			Unit	Test Condition
		Min.	Typ.	Max.		
Output	Frequency	200.00			MHz	
	Output Waveform	LVDS				
	Output Low Voltage	0.9			V	$V_{cc}=3.3V, O_{load}=100\Omega$
	Output High Voltage			1.6	V	$V_{cc}=3.3V, O_{load}=100\Omega$
	Duty Cycle	45	50	55	%	@50%
	Rise / Fall Time (20%~80%)			1	ns	@25°C
	Load	100			Ω	
	Jitter			0.5	ps	RMS(12KHz~20MHz)
	Start Time			10	ms	
Frequency Stabilities	Frequency Tolerance vs. Operating Temperature Range	-25		+25	$\times 10^{-6}$	T_A varied from -40°C to 85°C, measurement referenced to frequency observed with $T_A=25^\circ C, V_{cc}=3.3V, O_{load}=100\Omega$, temperature variable speed less than 2°C per minute.
	Initial Frequency Tolerance	-15		+15	$\times 10^{-6}$	Measurement referenced to frequency observed with $T_A=25^\circ C, V_{cc}=3.3V$ within 30 days after ex-works.
	Frequency Tolerance vs. Supply Voltage	-5		+5	$\times 10^{-6}$	Measurement referenced to frequency observed $T_A=25^\circ C, V_{cc}$ varied from 3.13V to 3.47V, and $O_{Load}=100\Omega$.
	Frequency Tolerance vs. Load	-3		+3	$\times 10^{-6}$	10% load change measurement referenced to frequency observed with $T_A=25^\circ C, V_{cc}=3.3V$, and $O_{Load}=100\Omega$.
	Aging Tolerance 1 Year	-3		+3	$\times 10^{-6}$	$T_A=25^\circ C, V_{cc}=3.3V$, and after 1h of operation.
Power Supply	Current Consumption			30	mA	
	Supply Voltage	3.13	3.3	3.47	V	
Phase Noise	Phase Noise		-85	-80	dBc/Hz	100Hz
			-112	-107		1KHz
			-132	-127		10KHz
			-140	-135		100KHz

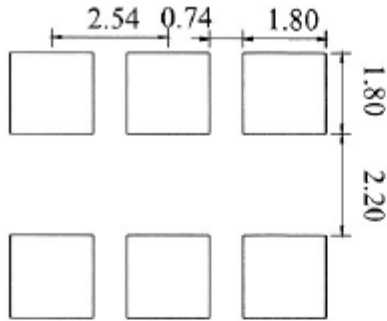


Environmental Conditions	Operable Temperature	-40		+85	°C	
	Storage Temperature	-55		+125	°C	
	ESD Level	Human Body Model, class2: 2000V to 4000V; ANSI/ESDA/JEDEC JS-001-2010.				
		Machine Model, class B: 200V to 400V; ANSI/ESDA/JEDEC JS-001-2010.				
	Moisture Sensitivity Level	Level 2.				
	Vibration	Test Condition: 0.75mm ;acceleration:10g;10Hz~2000Hz, one cycle per 30 min, test 2 hour. (3 times for each 3 directions X ,Y , Z), IEC 68-2-06 Test Fc.				
Shock	100g; 6ms; half sine wave (3 times for each 3 directions X ,Y , Z),IEC 68-2-27 Test Ea/Severity 50A.					

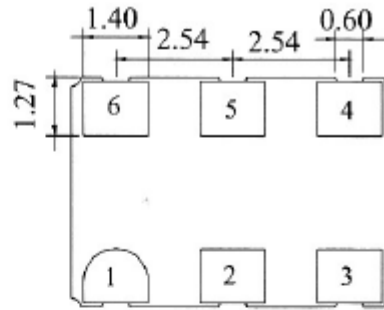
DAPU Confidential FOR NA



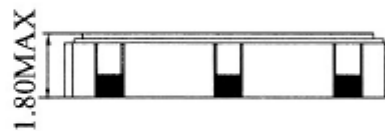
2. Mechanical Structure (mm)



Solder pad layout



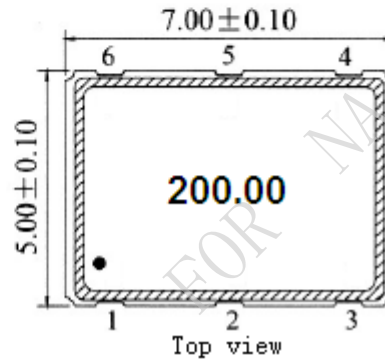
Top view



Side view

PIN FUNCTION

PIN	FUNCTION
1	E/D
2	NC
3	GND
4	OUTPUT
5	OUTPUT
6	VCC



Top view

Note1: Tolerance $\pm 0.1\text{mm}$ without mark

Note2: Referential Weight 0.2g

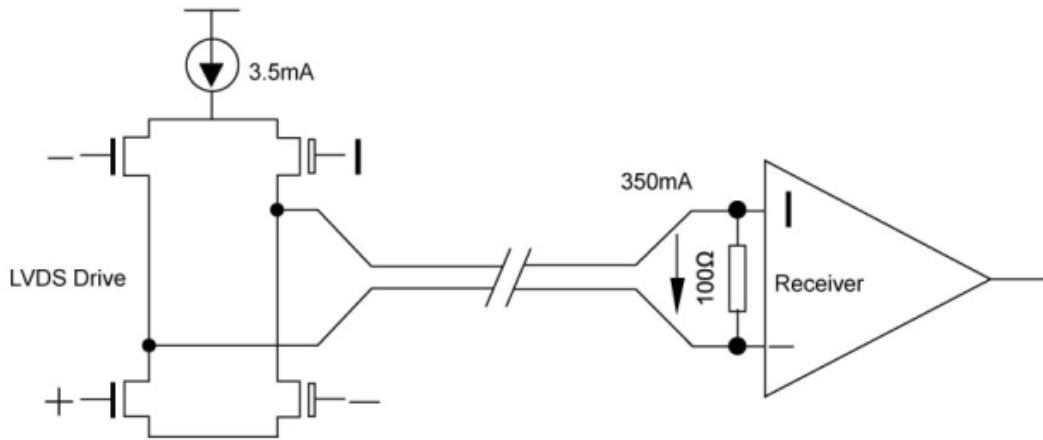
Note3: NC is not connect

Note4:

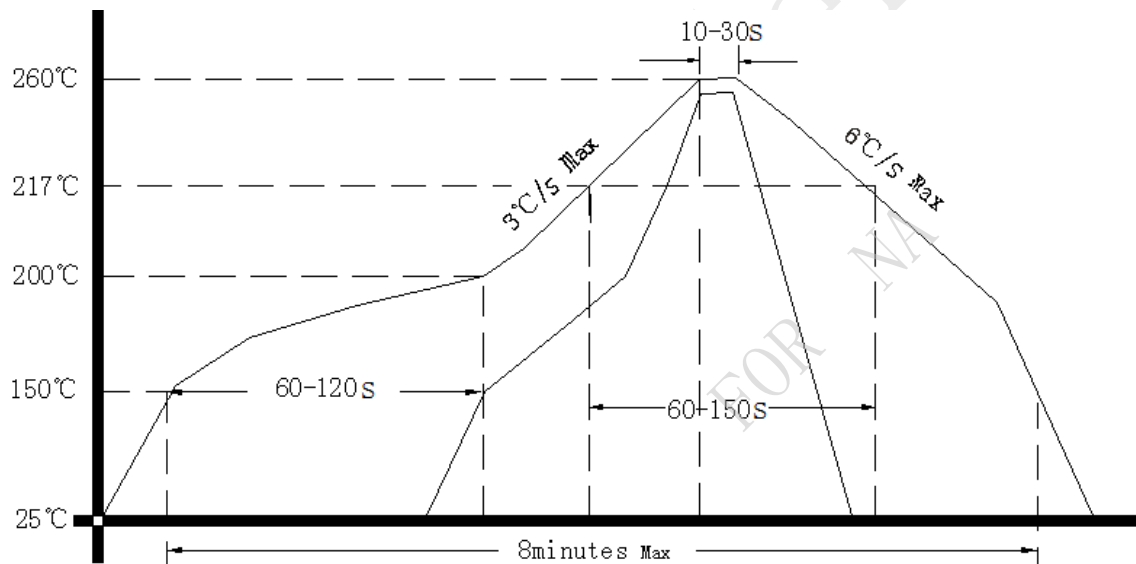
E/D	OUT1	OUT2
high level, open	data	data
low level,GND	no data	no data



3. Test Circuit



4. Reflow Soldering Curve (RoHS)



5. Package: Tape & Reel (mm)

