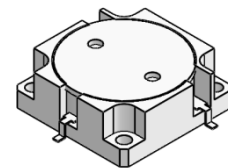




DP0267C

2110MHz to 2170MHz Single-Junction Drop-in Circulator

REV.	DESCRIPTION	REVISOR	DATE	APPROVED
A		ZC.Wu	2020/7/21	Nick
B	Housing finish changed from silver plating to nickel plating	ZC.Wu	2020/7/21	Nick

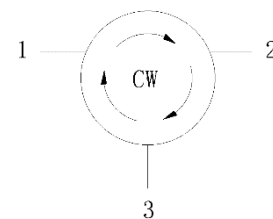


Applications:

- Wireless Infrastructure
- Power Amplifier

Features:

- Operating frequency range: 2110MHz to 2170MHz
- Operating temperature range: -40°C to +130°C
- Storage temperature range: -50°C to +150°C
- BeO free & RoHS compliant



Block Diagram



Electrical Specifications:

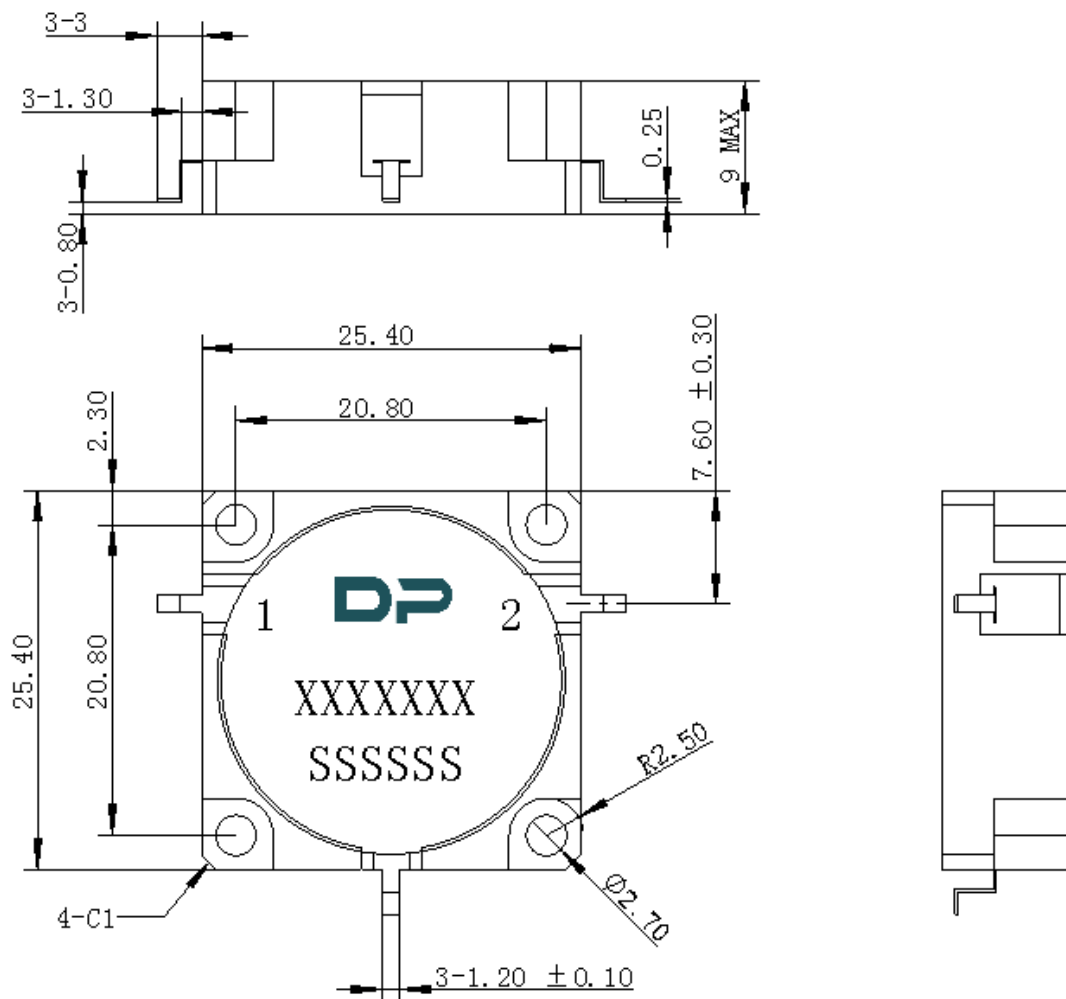
ITEM	SPECIFICATION	
Frequency	2110~2170	MHz
Direction	CW	
Impedance	Typ: 50	Ω
Insertion Loss (Max.)	0.3	dB
Isolation (Min.)	22	dB
Return Loss (Min.)	22	dB
Power FWD/REV/PEAK	250/-/-	W
IMD (Max.)	-75@2x40W,Spacing 1MHz	dBc
Termination/Attenuator	/	W/dB

Notes :

1. Exposure to maximum rating conditions for extended periods may reduce device reliability. There is no damage to device with only one parameter set at the limit and all other parameters set at or below their nominal value. Exceeding any of the limits listed here may result in permanent damage to the device.
2. Performance is guaranteed under the conditions listed in this table and over the operating temperature range.
3. Performance will not degrade by > 10% (Insertion loss > 20%) with an operating temperature of up to 130 °C.



Mechanical Specifications:



Unit : Millimeters

Notes:

1. The housing is nickel-plated and circuit is silver-plated.
2. Tolerance $\pm 0.2\text{mm}$ unless otherwise specified.
3. Co-planarity Specification: 0.1mm maximum.
4. Part Number, Lot Code, and Port Designation are printed on the top side of device.
5. Drawing Number format shall be XXXXXXX
6. Serial Number format shall be SSSSSS