

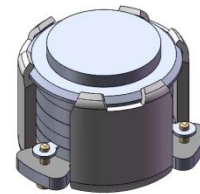


DP0281C

3550MHz to 3700MHz Single-Junction Surface Mount Circulator

CUSTOMER:佰才邦

REV.	DESCRIPTION	REVISOR	DATE	APPROVED
A		ZC.Wu	2020/08/14	Nick

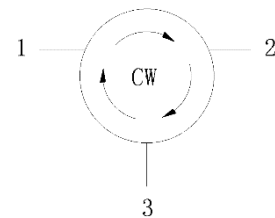


Applications:

- Wireless Infrastructure
- Power Amplifier

Features:

- Operating frequency range: 3550MHz to 3700MHz
- Operating temperature range: -40°C to +110°C
- Storage temperature range: -40°C to +125°C
- Small surface-mount package delivered on T&R
- BeOfree & RoHS compliant



Block Diagram



Electrical Specifications:

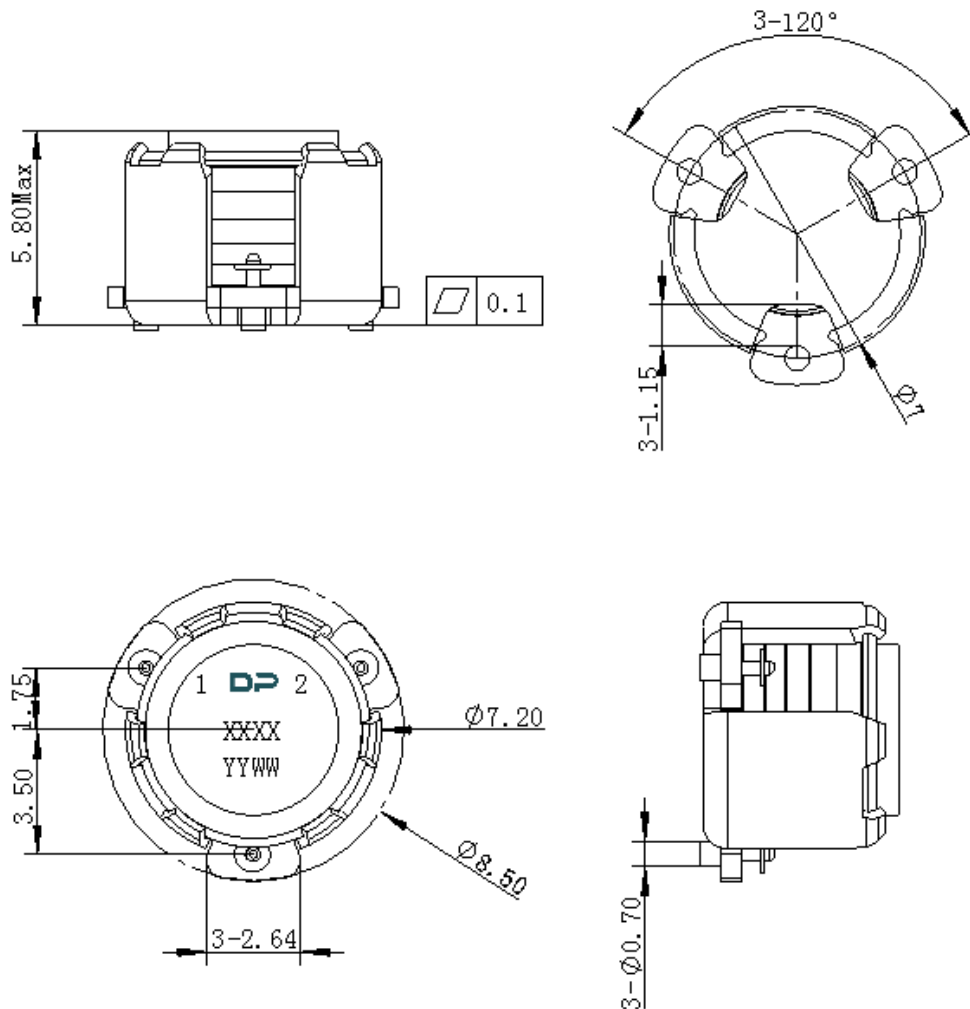
ITEM	SPECIFICATION	
Frequency	3550~3700	MHz
Direction	CW	
Impedance	Typ: 50	Ω
Insertion Loss (Max.)	0.2@25°C \pm 10°C 0.3@-40°C to +110°C	dB
Isolation (Min.)	22@25°C \pm 10°C 20@-40°C to +110°C	dB
Return Loss (Min.)	22@25°C \pm 10°C 20@-40°C to +110°C	dB
3rd IMD (Max.)	-63@2x1W CW tones, 1MHz spacing	dBc
Group delay	2	ns
2nd harmonic attenuation	18	dB
3rd harmonic attenuation	/	dB
Nx harmonic attenuation	/	dB
Power FWD/REV/PEAK	15/15/60	W
Termination/Attenuator	/	W/dB
Reciprocity	/	dB
Reciprocity	/	Deg

Notes :

1. Exposure to maximum rating conditions for extended periods may reduce device reliability. There is no damage to device with only one parameter set at the limit and all other parameters set at or below their nominal value. Exceeding any of the limits listed here may result in permanent damage to the device.
2. Performance is guaranteed under the conditions listed in this table and over the operating temperature range.
3. Performance will not degrade by > 10% (Insertion loss > 20%) with an operating temperature of up to 130 °C.



Mechanical Specifications:



Unit : Millimeters

Notes:

1. The housing and pins are silver-plated.
2. Tolerance $\pm 0.2\text{mm}$ unless otherwise specified.
3. Co-planarity Specification: 0.1mm maximum.
4. Part Number, Lot Code, and Port Designation are printed on the top side of device
5. Part Number is in format **XXXX**(Last four digits)
6. Date code is in format **YYWW**



Packaging Style:

ITEM	W	A0	B0	C0	K0	D	E	F	F2	P	P0	P2	T
DIM	24	Φ7.4	9.2	2.7	6.0	Φ1.5	1.75	11.5	-	20	4	2	0.5
TOLE	±0.2	±0.2	±0.2	±0.2	±0.2	+0.1	±0.1	±0.15	±0.1	±0.1	±0.1	±0.1	±0.05

