

Customer Code : _____

DATASHEET

DAPU P/N: **DP6U25000004**

Plot			The Label
Drew	Audited	Approved	Stamp, please! Thanks!
Date: 2020.03.31			

Guangdong Dapu Telecom Technology Co.,Ltd

Bldg16,,N.Ind.Zone,SSL Industry Park, Dongguan City, Guangdong Province, China

TEL: 0086-0769-88010888 FAX: 0086-0769-81800098

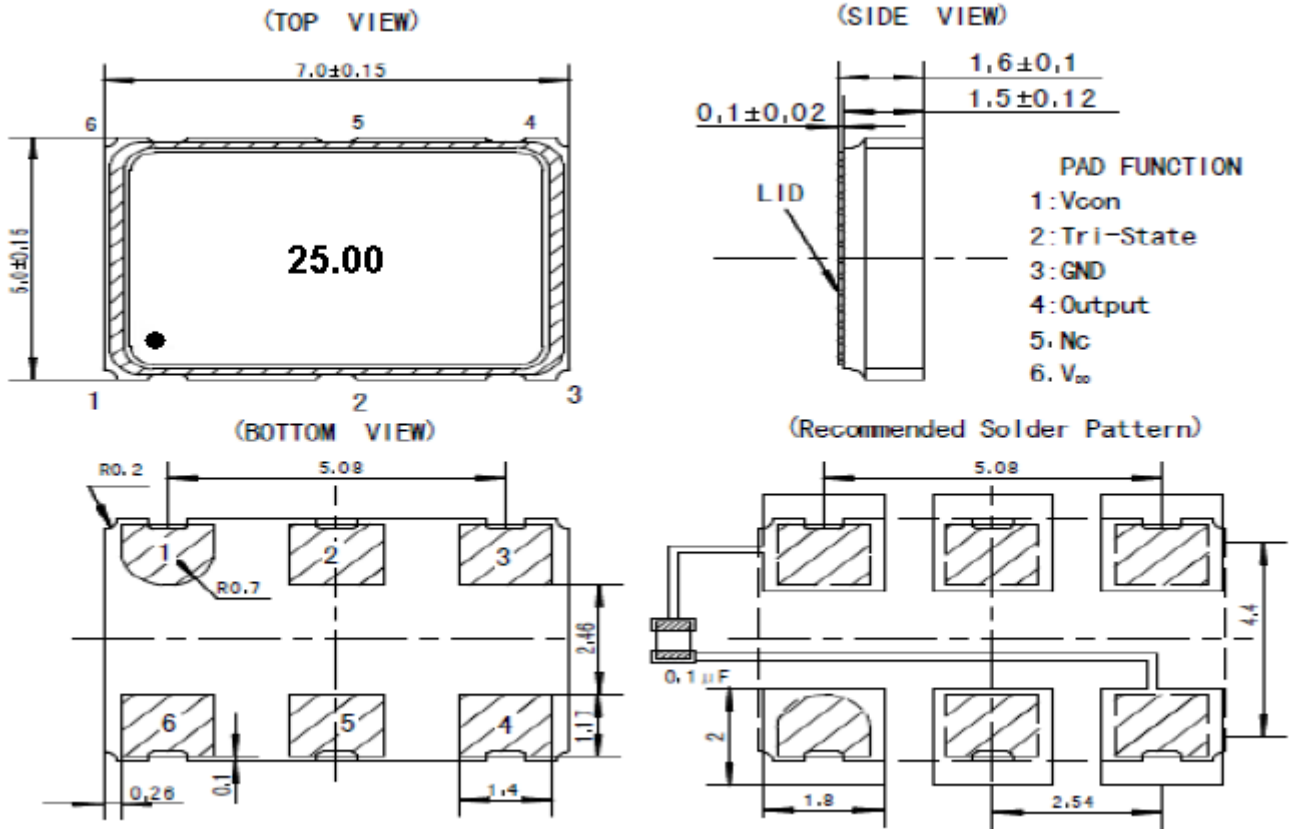


1、Electrical Parameters

MODEL: DP6U25000004							
No.	Parameters	SYM.	Electrical Spec.				Notes
			Min.	Typ.	Max.	Units	
1	Nominal Frequency	FL	25.00			MHz	
2	Output Waveform		CMOS				
3	Standby Function		Internal Pull Up				YES
4	Supply Voltage		2.97	3.3	3.63	V	
5	Total Stability	F-stab	-50		+50	$\times 10^{-6}$	Frequency stability includes frequency tolerance@25°C and frequency stability vs. operating temperature range.
6	Operating Temperature	T-opr	-40	+25	+85	°C	The operating temperature range over which the frequency stability is measured.
7	Storage Temperature	T-stg	-55	~	+125	°C	
8	Current Consumption	Icc	-		15	mA	
9	Rise/Full Time	Tr、Tf			4	nS	10%-90% Output Swing
10	Output Load		15			pF	
11	Aging		-3		+3	$\times 10^{-6}$	One Year Aging Rate
12	Duty Cycle	DC	45		55	%	
13	Output Voltage High	VOH	0.9VDD	-	-	V	
14	Output Voltage Low	VOL	-	-	0.1VDD	V	
15	Start-up Time		-	-	1	ms	To 90% of Final Amplitude
16	APR		± 130			$\times 10^{-6}$	
17	Control Voltage Range	VC	0		3.3	V	
18	Linearity		-10		10	%	Vc=0 to 3.3V
19	Modulation Bandwidth		15	20		KHz	
20	VC Pin Input Impedance		20			MΩ	
21	Phase Jitter	RMS			1	pS	12KHz to 20MHz BW
22	Jitter	RMS			0.8	pS	12KHz to 20MHz
23	Phase Noise				-130	dBc	1KHz



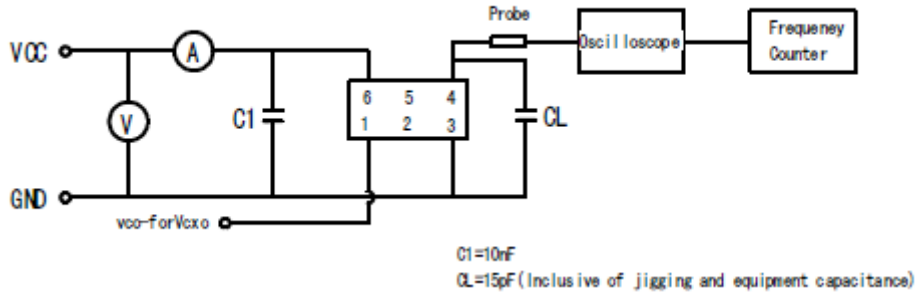
2、Mechanical Structure(mm)



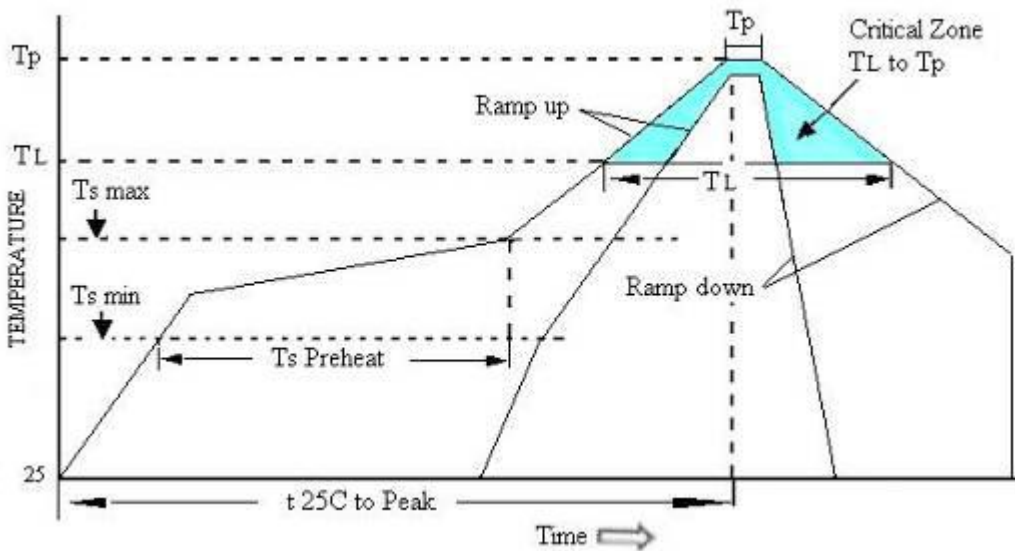
Note1: Tolerance ±0.2mm without mark



3、 Test Circuit (CMOS LOAD)



4、 REFLOW PROFILE



5、 Package: Tape & Reel (mm)

