

Customer Code : _____

DATASHEET

DAPU P/N: **DP6U2500005**

Plot			The Label
Drew	Audited	Approved	
Date: 2020.04.21			Stamp, please! Thanks!

Guangdong Dapu Telecom Technology Co.,Ltd

Bldg16,.N.Ind.Zone,SSL Industry Park, Dongguan City, Guangdong Province, China

TEL: 0086-0769-88010888 FAX: 0086-0769-81800098

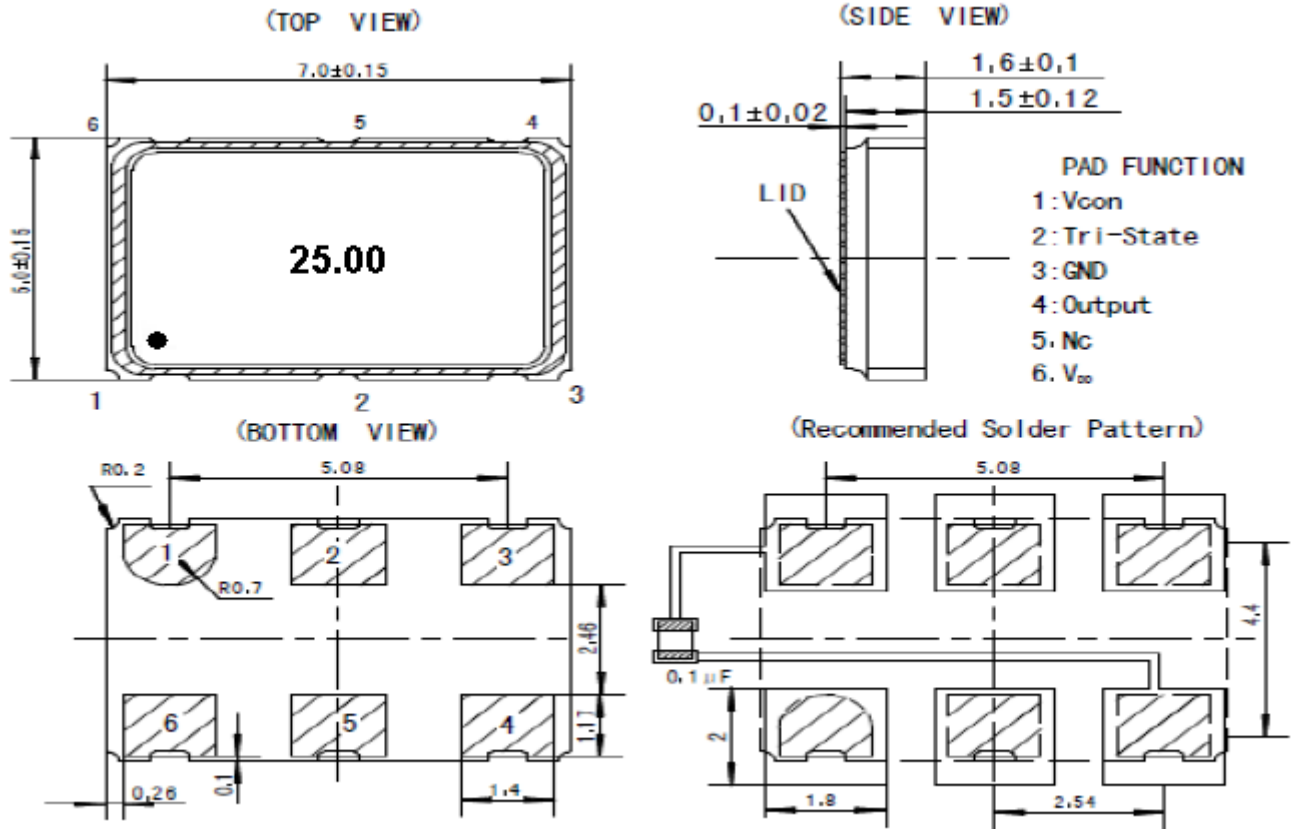


1、Electrical Parameters

MODEL: DP6U2500005							
No.	Parameters	SYM.	Electrical Spec.				Notes
			Min.	Typ.	Max.	Units	
1	Nominal Frequency	FL	25.00			MHz	
2	Output Waveform		CMOS				
3	Standby Function		Internal Pull Up				NO
4	Supply Voltage	VDD	2.97	3.3	3.63	V	
5	Total Stability	F-stab	-60		+60	$\times 10^{-6}$	Inclusive of frequency tolerance@25°C ± 30 ppm and frequency stability vs. operating temperature range @25°C ± 25 ppm and voltage variance and 10 years aging.
6	Operating Temperature	T-opr	-40	+25	+85	°C	
7	Storage Temperature	T-stg	-55	~	+125	°C	
8	Current Consumption	Icc	-		8	mA	
9	Rise/Full Time	Tr、 Tf			4	nS	10%-90% Output Swing
10	Output Load		15			pF	
11	Aging		-3		+3	$\times 10^{-6}$	One Year Aging Rate
12	Duty Cycle	DC	45	50	55	%	
13	Output Voltage High	VOH	0.9VDD	-	-	V	
14	Output Voltage Low	VOL	-	-	0.1VDD	V	
15	Start-up Time		-	-	1	ms	To 90% of Final Amplitude
16	APR		± 80			$\times 10^{-6}$	
17	Control Voltage Range	VC	0.15		3.15	V	
18	Linearity		-10		10	%	Vc=0.15 to 3.15V
19	Modulation Bandwidth	FC	15	20		KHz	
20	VC Pin Input Impedance		2	5		MΩ	
21	Phase Jitter	RMS			1	pS	12KHz to 20MHz BW
22	Phase Noise				-70	dBc	10Hz
					-110		100Hz
					-130		1KHz
					-140		10KHz
					-140		100KHz



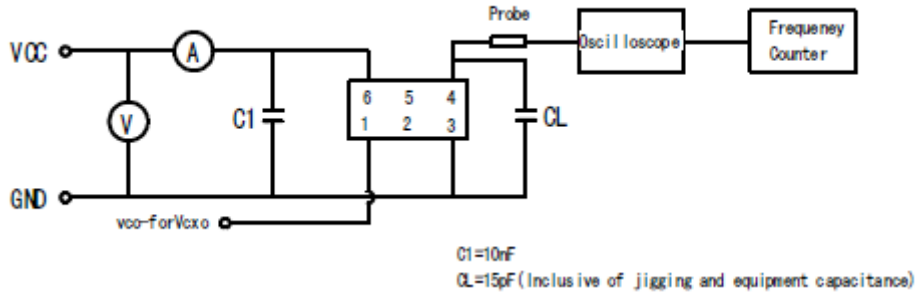
2、Mechanical Structure(mm)



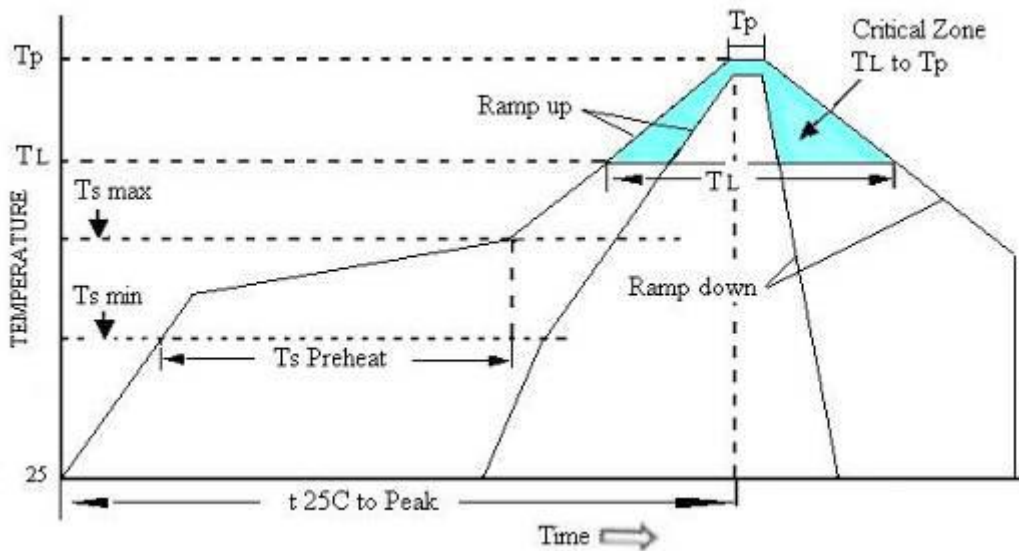
Note1: Tolerance ±0.2mm without mark



3、 Test Circuit (CMOS LOAD)



4、 REFLOW PROFILE



5、 Package: Tape & Reel (mm)

