

Travelling Merchant: _____

DATASHEET

Standard: DP7Q4000002X32ZCYE4000H2

Plot			The Label
Drew	Audited	Approved	Stamp, please! Thanks!
Date: 2019.11.29			

Guangdong Dapu Telecom Technology Co.,Ltd

Bldg13-16,.N.Ind.Zone,SSL Industry Park, Dongguan City, Guangdong Province, China

TEL: 0086-0769-88010888 FAX: 0086-0769-81800098



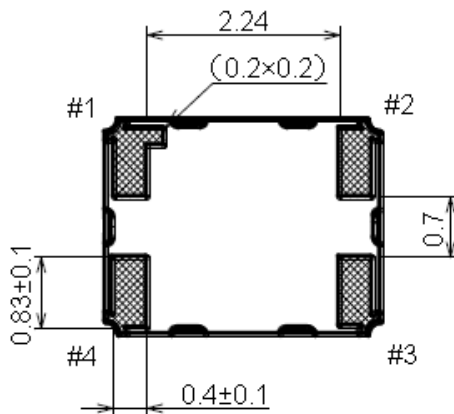
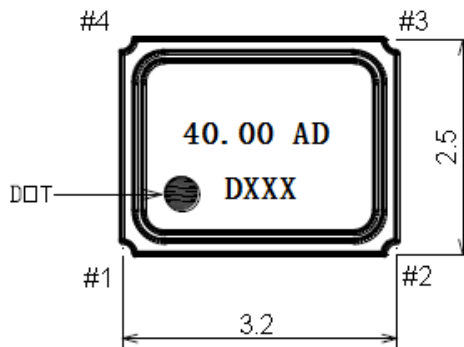
1、 Electrical Parameters

MODEL: DP7Q4000002								
No	Parameters		SYM.	Electrical Spec.				Notes
				Min.	Typ.	Max.	Units	
1	Nominal Frequency		FL	40.00			MHz	Original frequency
2	Supply Voltage		VDD	3.135	3.3	3.465	V	
3	Current consumption		-	-	-	2.0	mA	
4	Output Level		-	0.8	-	-	V _{p-p}	
5	Output Waveform		-	Clipped Sine wave			-	
6	Standard Output Load		-	10KΩ//10pF			-	
7	Frequency Stability	vs. Tolerance	-	-1.5	-	+1.5	× 10 ⁻⁶	at +25±2°C, before reflow soldering, based on nominal frequency
8		vs. Temperature	-	-0.5	-	+0.5	× 10 ⁻⁶	TA=-30~+85°C Ref. to Frequency (TA=+25°C)
			-	-1.0	-	+1.0	× 10 ⁻⁶	TA=-40~-30°C Ref. to Frequency (TA=+25°C)
9		vs. Load	-	-0.2	-	+0.2	× 10 ⁻⁶	Load:10KΩ//10Pf, ±5% each
10		vs. Supply Voltage	-	-0.2	-	+0.2	× 10 ⁻⁶	+3.3 V +/-5% □
11	Operating Temperature Range		-	-40	~	+85	°C	
12	Storage Temperature		-	-40	~	+85	°C	
13	Start Up Time		-	-	-	2.0	ms	@90% of final Vout level
14	Duty Cycle		-	40	~	60	%	
15	Aging		-	-1.0	-	+1.0	× 10 ⁻⁶	1st Year
16	Frequency Tuning Range		-	-15	-	-9	× 10 ⁻⁶	V _c = 0.5 V. measurement referenced to V _c =1.5V
17			-	+9	-	+15	× 10 ⁻⁶	V _c =2.5V.measurement referenced to V _c =1.5V
18	Linearity		-	-	-	10	%	
19	slope			Positive				
20	Input Impedance		-	500	-	-	KΩ	
21	Phase Noise	@ 1KHz Offset	-	-	-	-125	dBc/Hz	
22	ESD Level		Human Body Model,class2: 2000V to 4000V; ANSI/ESDA/JEDEC JS-001-2010.					
			Machine Model, class B: 200V to 400V; ANSI/ESDA/JEDEC JS-001-2010.					
23	Moisture Sensitivity Level		Level 2.					



24	Vibration	Test Condition: 0.75mm ;acceleration:10g;10Hz~2000Hz, one cycle per 30 min, test 2 hour. (3 times for each 3 directions X ,Y , Z) .IEC 68-2-06 Test Fc.
25	Shock	100g; 6ms; half sine wave (3 times for each 3 directions X ,Y, Z),IEC 68-2-27 Test Ea/Severity 50A.

2、Mechanical Structure(mm)



PAD No.	Connection
#1	VCONT
#2	GND
#3	OUTPUT
#4	VCC

Note1: Tolerance ±0.2mm

Note2: Marking: (1) Frequency 40.00

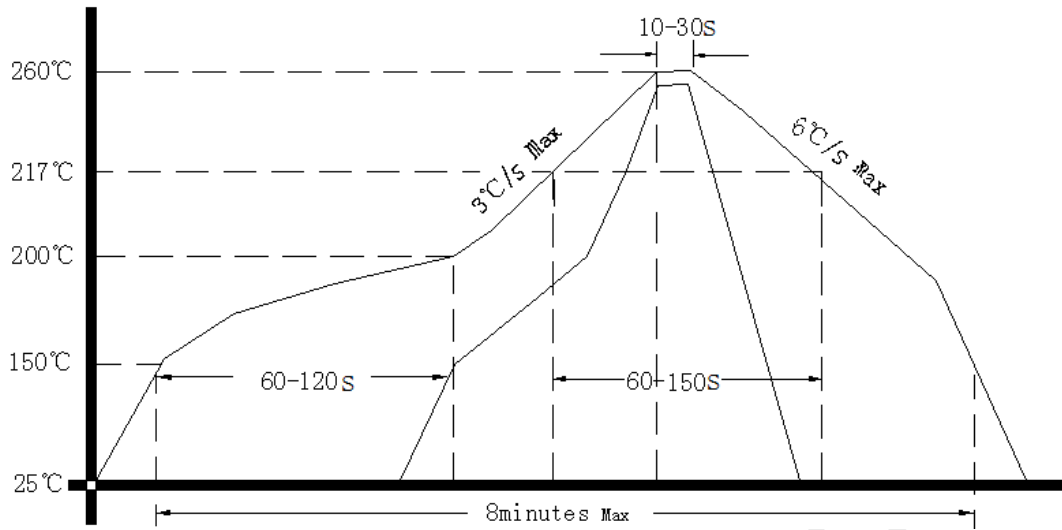
(2) Model code AD

(3) Date code Year(1digit) +Week(2digits)

e.g.2019/01/01 → 901



3、 Reflow Soldering Curve (RoHS)



4、 Package: Tape & Reel (mm)

