

Customer Code : _____

DATASHEET

DAPU P/N: DP7W19200001

Plot			The Label
Drew	Audited	Approved	
Date: 2018.10.08			Stamp, please! Thanks!

Guangdong Dapu Telecom Technology Co.,Ltd

Bldg16,.N.Ind.Zone,SSL Industry Park, Dongguan City, Guangdong Province, China

TEL: 0086-0769-88010888 FAX: 0086-0769-81800098



1、Electrical Parameters

MODEL: DP7W19200001							
No	Parameters	SYM.	Electrical Spec.				Notes
			Min.	Typ.	Max.	Units	
1	Nominal Frequency	FL	19.20			MHz	
2	Output Waveform		CMOS				
3	Supply Voltage		3.15	3.3	3.45	V	
4	Frequency Stability	F-stab	-20		+20	$\times 10^{-6}$	25°C
			-20		+20	$\times 10^{-6}$	-40~85°C
5	Supply voltage		3.15	3.3	3.45	V	
6	Operating Temperature	T-opr	-40	~	+85	°C	The operating temperature range over which the frequency stability is measured.
7	Storage Temperature	T-stg	-55	~	+125	°C	
8	Current		-		50	mA	At maximum supply voltage
9	Rise/Fall Time	Tr、Tf			5	ns	
10	Output Load				30	pF	
11	1-2-4Aging		-3		+3	$\times 10^{-6}$	Frequency drift in first year
12	Duty Cycle	DC	45	50	55	%	
13	Output Voltage High	VOH	90%Vdd	-	-	V	
14	Output Voltage Low	VOL	-	-	10%Vdd	V	
15	Tri-State	Output Active	0.7Vdd	-	-	V	Pin 1 Tri-state
		Output in High-Impedance state	-	-	0.3Vdd	V	
16	Start Time	T_start	-	-	5.0	ms	

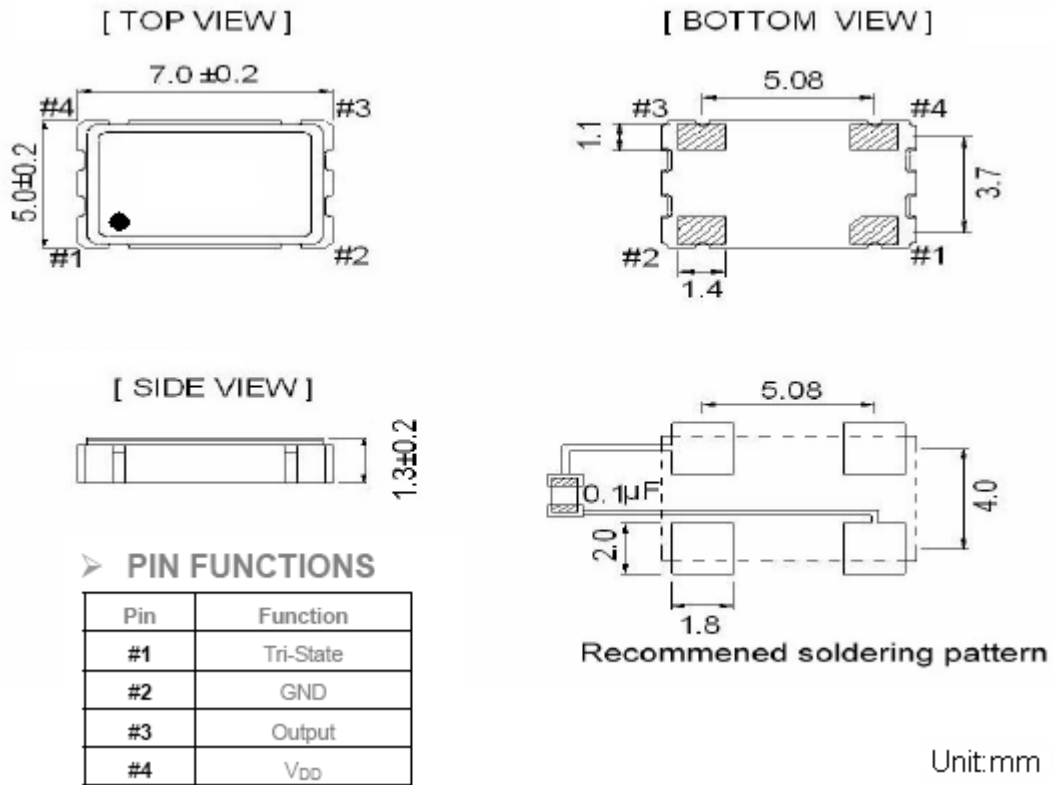
dF/Fo:Frequency Deviation Refer to Center Frequency

dF/F25:Frequency Deviation Refer to 25°C Frequency

17	Vibration Test	MIL-STD-883 2007 Condition A	10~2000Hz, 1.52mm, 20g, each axis for 4 hrs
		JESD22-B103 Condition 1	
18	Thermal Shock	MIL-STD-883 1010 Condition B	-55°C, 125°C; soak time is 10 mins, with total 200 cycles
		JESD22-A104 Condition B	
19	Mechanical Shock	MIL-STD-883 2002 Condition B	1500g, half-sine, 0.5ms, each axis for 3 times.
		JESD22-B104 Condition B	

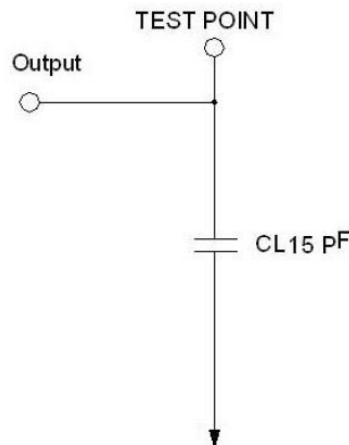


2、Mechanical Structure(mm)



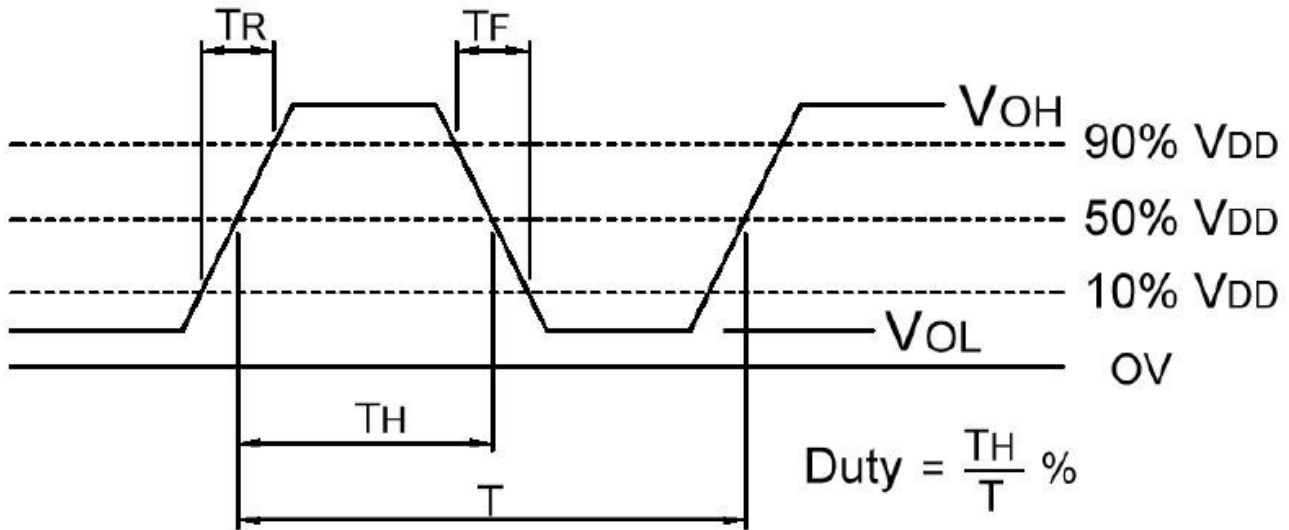
Note1:Tolerance ± 0.2 mm without mark

3、 Test Circuit (CMOS LOAD)



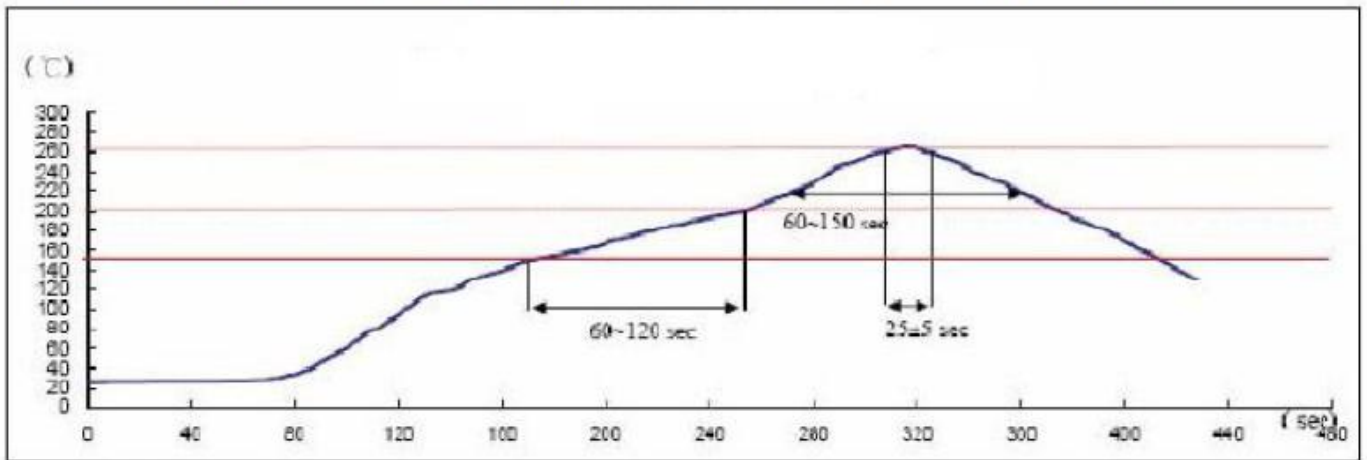


4、 Output Waveform(CMOS LOAD)



5、 RECOMMENDED IR REFLOW PROFILE

➤ IR REFLOW PROFILE OF CERAMIC SMD PRODUCTS FOR Pb FREE PROCESS



IR-Reflow Test

Reference Standard : JEDEC-STD 020

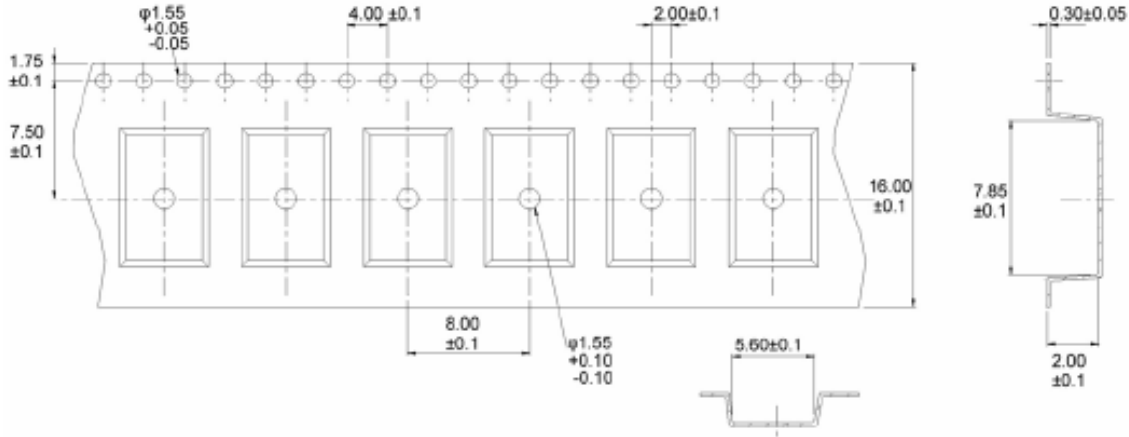
Test Conditions: Pre-heating : 150℃ to 200 ℃, 60~120 sec

Heating : 217 ℃ , 60~150 sec

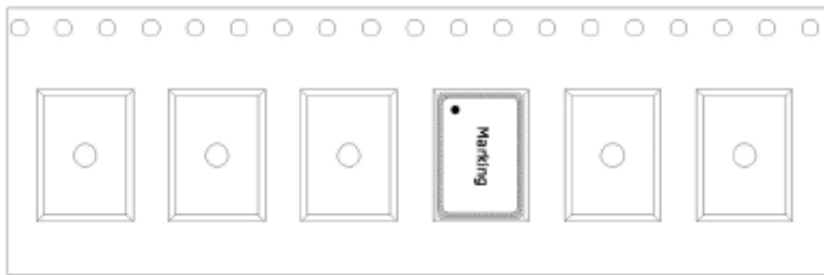
Peak Temperature : 260±5 ℃, 25±5 sec



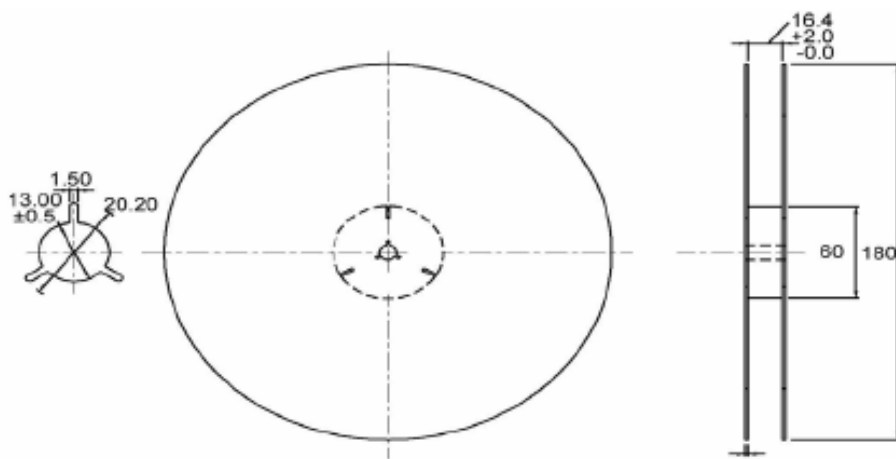
6、 Package: Tape & Reel (mm)



➤ THE DIRECTION OF PACKING



➤ REEL DIMENSIONS



Unit:mm