

Customer Code: _____

DATASHEET

DAPU P/N: **DP7X4000011**

DAPU			Customer Approval
Drew	Audited	Approved	Stamp, please! Thanks!
Date: 2018.06.21			

Guangdong Dapu Telecom Technology Co.,Ltd

Bldg13,.N.Ind.Zone,SSL Industry Park, Dongguan City, Guangdong Province, China

TEL: 0086-0769-88010888 FAX: 0086-0769-81800098

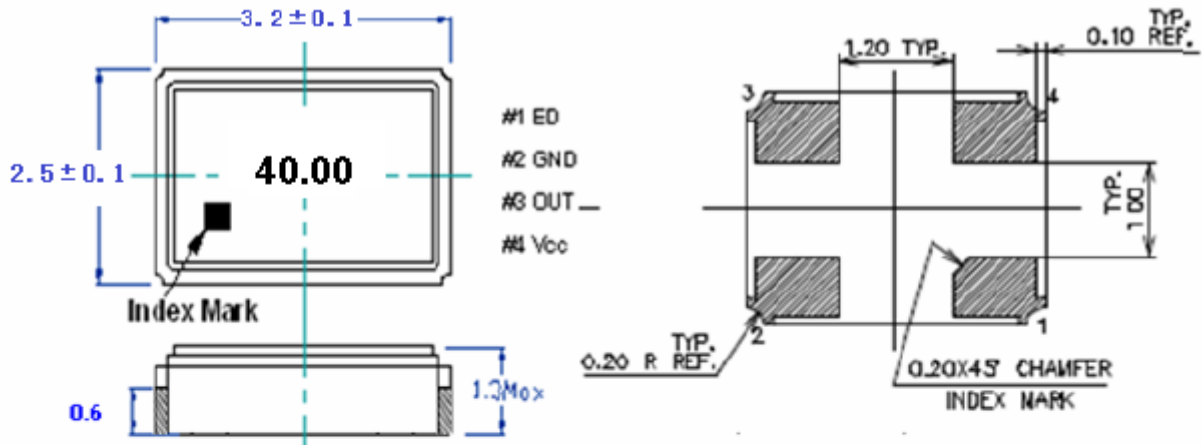


1、Electrical Parameters

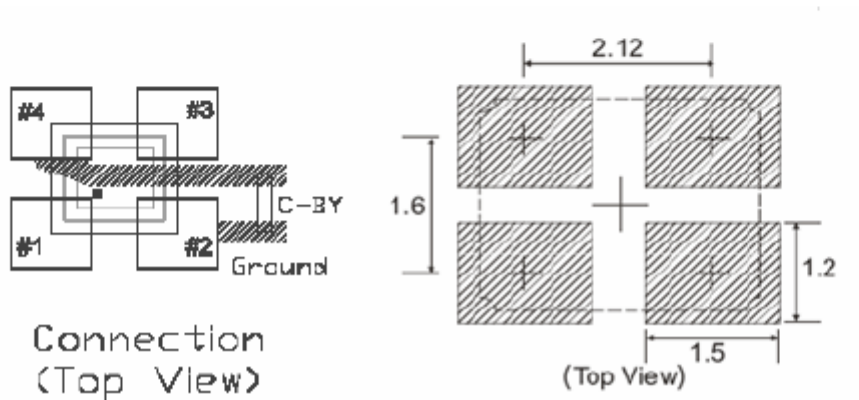
MODEL: DP7X4000011							
No.	Parameters	SYM.	Electrical Spec.				Notes
			Min.	Typ.	Max.	Units	
1	Nominal Frequency	FO	40.00			MHz	
2	Oscillation mode		Fundamental				
3	Frequency Tolerance/Stability	FT	-30		+30	$\times 10^{-6}$	(Inclusive of operating temperature range supply voltage)
4	Supply Voltage	-	3.3			V	$\pm 10\%$
5	Operating Temperature	Topr	-40	~	+85	$^{\circ}\text{C}$	
6	Storage Temperature	Tstg	-55	~	+125	$^{\circ}\text{C}$	
7	Fan out type		CMOS				
8	Current consumption		-	-	15	mA	
9	Output Load:	CL	15			pF	
10	Symmetry	-	45	50	55	%	
11	Rise / Fall time				10	ns	
12	Aging Rate		± 3			$\times 10^{-6}$	Per year
13	Start-up Time		5			ms	
14	Output Voltage Vol		0.33			V	
15	Output Voltage Voh		2.97			V	
16	E / D (PIN#1)		Enable				
17	ESD Level	Human Body Model,class2: 2000V to 4000V; ANSI/ESDA/JEDEC JS-001-2010.					
		Machine Model, class B: 200V to 400V; ANSI/ESDA/JEDEC JS-001-2010.					
18	Moisture Sensitivity Level	Level 3.					
19	Vibration	Test Condition: 0.75mm ;acceleration:10g;10Hz~2000Hz, one cycle per 30 min, test 2 hour. (3 times for each 3 directions X ,Y , Z) .IEC 68-2-06 Test Fc.					
20	Shock	100g; 6ms; half sine wave (3 times for each 3 directions X ,Y, Z),IEC 68-2-27 Test Ea/Severity 50A.					



2、Mechanical Structure(mm)

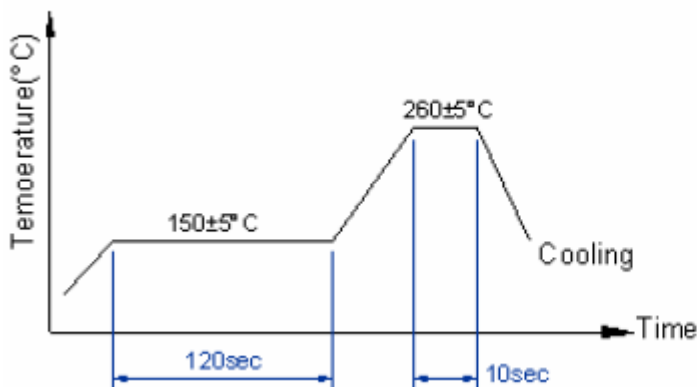


SUGGEST LAND PATTERN



Note1: Tolerance $\pm 0.2\text{mm}$

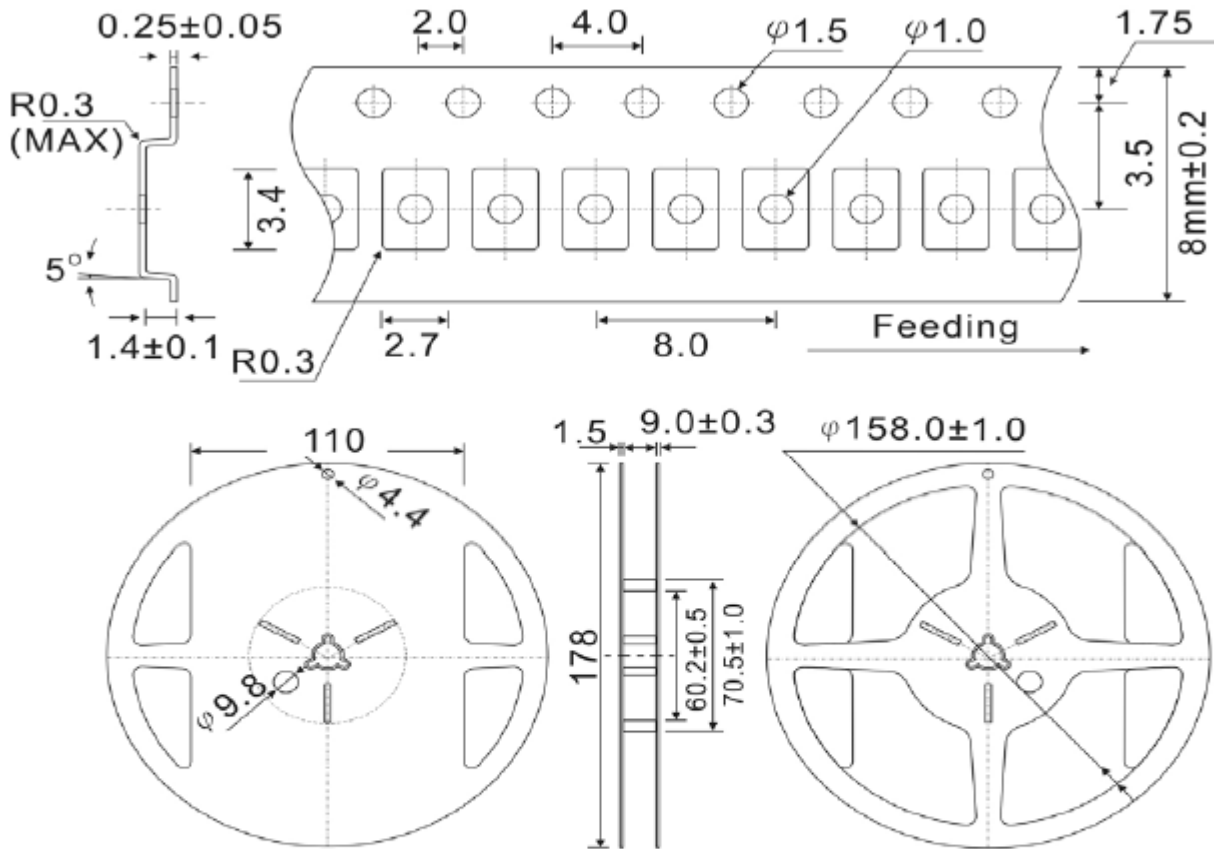
3、Suggested Ir Reflow Profile



Total Time : 200 Sec.Max
Solder melting point : 185°C



4、 Package: Tape & Reel (mm)



1. 230mm minimum leader which consist of carrier and/or tape followed by a minimum of 160mm of empty carrier tape sealed with cover tape.
2. 160mm minimum trailer of empty carrier tape sealed with cover tape.