

Travelling Merchant: \_\_\_\_\_

# DATASHEET

Standard: DP7C25000010Y53ZCM25001

Plot			The Label
Drew	Audited	Approved	Stamp, please! Thanks!
Date: 2014.11.29			

## Guangdong Dapu Telecom Technology Co.,Ltd

Bldg13,.N.Ind.Zone,SSL Industry Park, Dongguan City, Guangdong Province, China

TEL: 0086-0769-88010888 FAX: 0086-0769-81800098

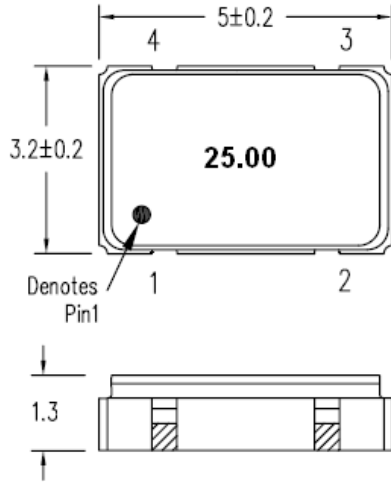


## 1、Electrical Parameters

MODEL: DP7C2500010							
No.	Parameters	SYM.	Electrical Spec.				Notes
			Min.	Typ.	Max.	Units	
1	Nominal Frequency	FL	25.00			MHz	
2	Oscillation Mode	-	Fundamental				
3	Output Load: CMOS	CL	15			pF	
4	Supply Voltage	VDD	3.3 ± 10%			V	
5	Frequency Stability	-	-30		+30	× 10 <sup>-6</sup>	Incl. 25°C tolerance, tolerance over operating temperature range, input Voltage change, load change, 1 year aging
6	Operating Temperature	Topr	-40	-	+85	°C	
7	Storage Temperature	Tstg	-55	-	+125	°C	
8	Input Current	Icc	-	-	20	mA	
9	Output Voltage High	VoH	90%	-	-	VDD	
10	Output Voltage Low	VoL	-	-	10%	VDD	
11	Rise Time	Tr	-		5	nS	10%-90% VDD Level
12	Fall Time	Tf	-		5	nS	90%-10% VDD Level
13	Standby Current	Ist			10	uA	
14	Start-up Time	Tosc	-	-	3	mS	
15	Aging	-	-3	-	+3	× 10 <sup>-6</sup> /yr.	1st. Year at 25°C
16	Jitter (rms)				3	ps	
17	ESD Level	Human Body Model,class2: 2000V to 4000V; ANSI/ESDA/JEDEC JS-001-2010.					
		Machine Model, class B: 200V to 400V; ANSI/ESDA/JEDEC JS-001-2010.					
18	Moisture Sensitivity Level	Level 2.					
19	Vibration	Test Condition: 0.75mm ;acceleration:10g;10Hz~2000Hz, one cycle per 30 min, test 2 hour. (3 times for each 3 directions X , Y , Z ).IEC 68-2-06 Test Fc.					
20	Shock	100g; 6ms; half sine wave (3 times for each 3 directions X , Y , Z ),IEC 68-2-27 Test Ea/Severity 50A.					

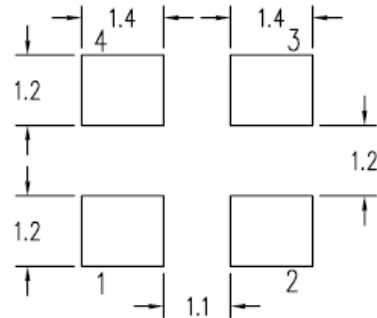
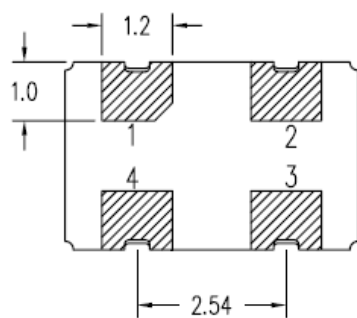


## 2、 Mechanical Structure(mm)



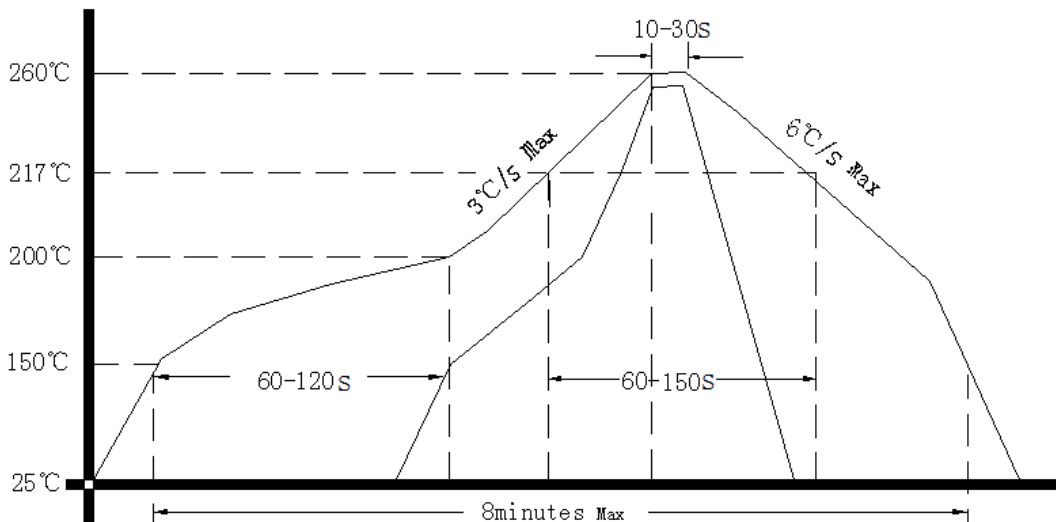
PAD NO.	Connection
1	E/D
2	GND
3	Output
4	VDD

### Recommended Soldering Pattern



**Note1:** Tolerance  $\pm 0.2\text{mm}$

## 3、 Reflow Soldering Curve (RoHS)





#### 4、 Package: Tape & Reel (mm)

