

Travelling Merchant: _____

DATASHEET

Standard: DP4X19M20001

Plot			The Label
Drew	Audited	Approved	Stamp, please! Thanks!
Ella	Carry	Jason	
Date: 2023.11.22			

Guangdong Dapu Telecom Technology Co.,Ltd

Building 5, No.24, Industrial Road East, Songshanhu Park, Dongguan, Guangdong, P.R. China

TEL: 0086-0769-88010888 FAX: 0086-0769-81800098

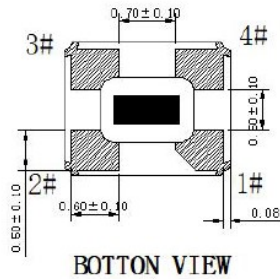
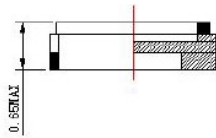
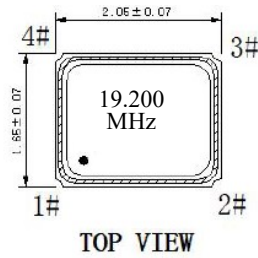


1、 Electrical Parameters

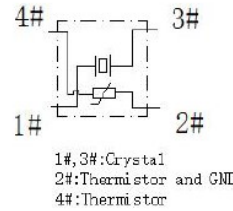
MODEL: DP4X19M20001							
No.	Parameters	SYM.	Electrical Spec.				Notes
			Min.	Typ.	Max.	Units	
1	Nominal Frequency	FL	19.200			MHz	
2	Mode of Vibration	-	Fundamental			-	
3	Load Capacitance	CL	7			pF	
4	Frequency Tolerance	FL	-10	-	+10	$\times 10^{-6}$	@ 25°C +/-2°C
5	Stability over operation temperature	TC	-12	-	+12	$\times 10^{-6}$	@-30°C~85°C
6	Aging	-	-0.7	-	+0.7	$\times 10^{-6}$	First Year
7	Drive Level	DL	10		100	μ W	
8	Effective Resistance Rr	Rr	-		80	Ω	
9	Shunt Capacitance	C0	0.3		1.3	pF	
10	Motional Capacitance	C1	1.2		3.1	fF	
11	Insulation Resistance	-	500	-	-	M Ω	At DC 100V
12	Quality Factor	-	75000				
13	Spurious Mode Series Resistance	-	1100			Ω	
14	Inflection Point	-	30.5	-	33.5	°C	T=T0-C2/3C3
15	First-order Curve Fitting Parameter/C1	-	-0.4		-0.1	ppm/°C	Between 25 and 35°C
16	Second-order Curve Fitting Parameter/C2	-	-4.5		4.5	$\times 10^{-4}$ ppm/°C	
17	Third-order Curve Fitting Parameter/C3	-	8.5	10	11.5	$\times 10^{-5}$ ppm/°C	
18	Residual Frequency Stability Slope	-	-	-	50	ppb/°C	
19	5°C Small Orbit Hysteresis1	-	-	-	50	ppb/°C	
20	5°C Small Orbit Hysteresis2	-				ppb pk-pk	T _A =-30~85°C
21	Operating Temperature	-	-30	~	+105	°C	T _A =-30~85°C
22	Storage Temperature Range	-	-40	~	+105	°C	
23	Moisture Sensitivity Level	Level 1.					



2、 Mechanical Structure(mm)

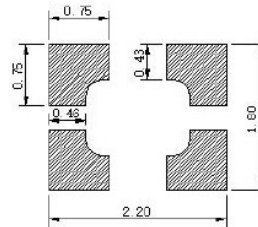


Terminal land connections

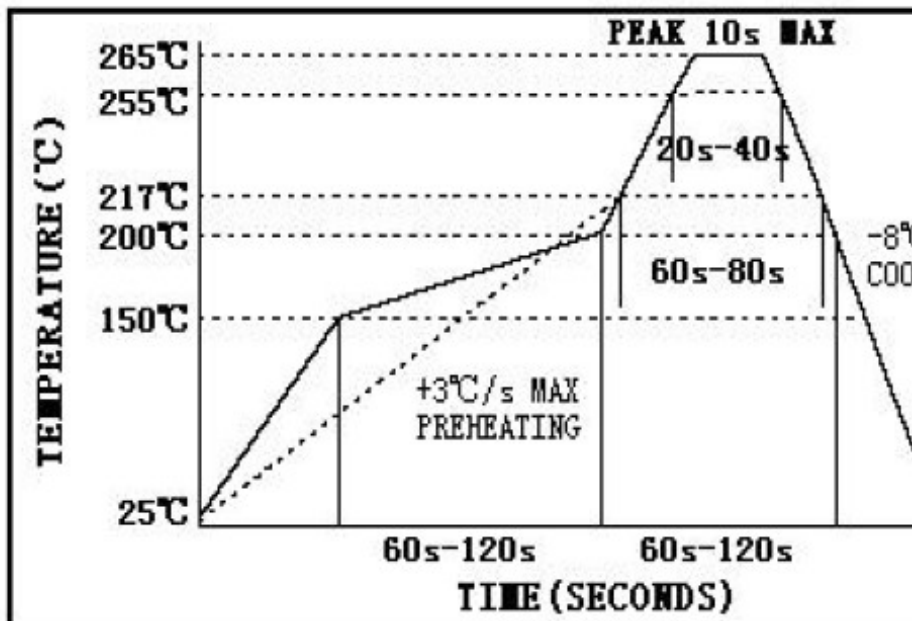


1#,3#:Crystal
2#:Thermistor and GND
4#:Thermistor

Land pattern (Recommended)

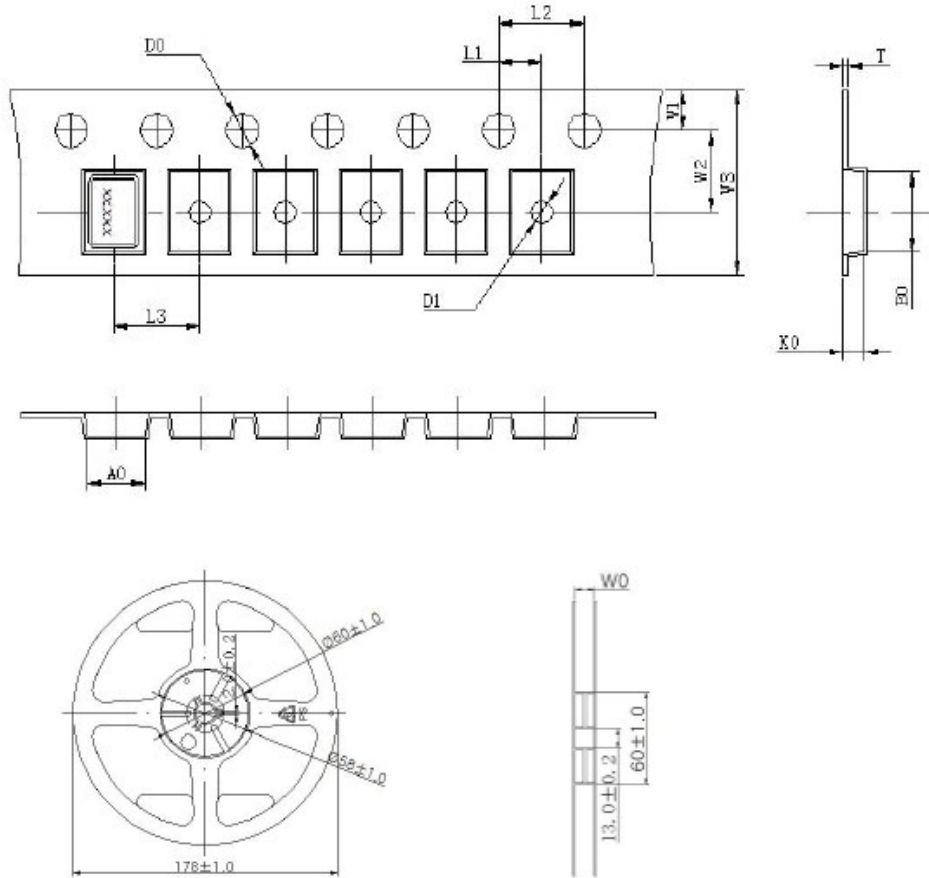


3、 Reflow Soldering Curve (RoHS)





4、 Packing(mm)



L1	2.00±0.1
L2	4.00±0.1
L3	4.00±0.1
D0	1.50±0.1
D1	1.00±0.1
W0	8.30±0.2
W1	1.75±0.1
W2	3.50±0.1
W3	8.00±0.1
A0	2.00±0.1
B0	2.45±0.1
K0	1.00±0.1
T	0.22±0.05