

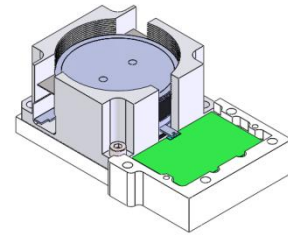


## DP3417S

### ENG PART: DP-38X38ID-2435T2465-CW

2435MHz to 2465MHz Single-Junction Drop-in Isolator

REV.	DESCRIPTION	REVISOR	DATE	APPROVED
A	Same as Rev.1	ZC.Wu	2024/9/2	Nick

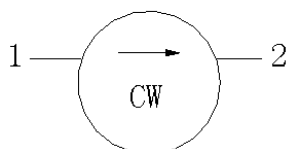


#### Applications:

- Wireless Infrastructure
- Power Amplifier

#### Features:

- Operating frequency range: 2435MHz to 2465MHz
- Operating temperature range: 0°C to +70°C
- Storage temperature range: -40°C to +110°C
- Small surface-mount package delivered on T&R
- BeO free & RoHS compliant



Block Diagram



### Electrical Specifications:

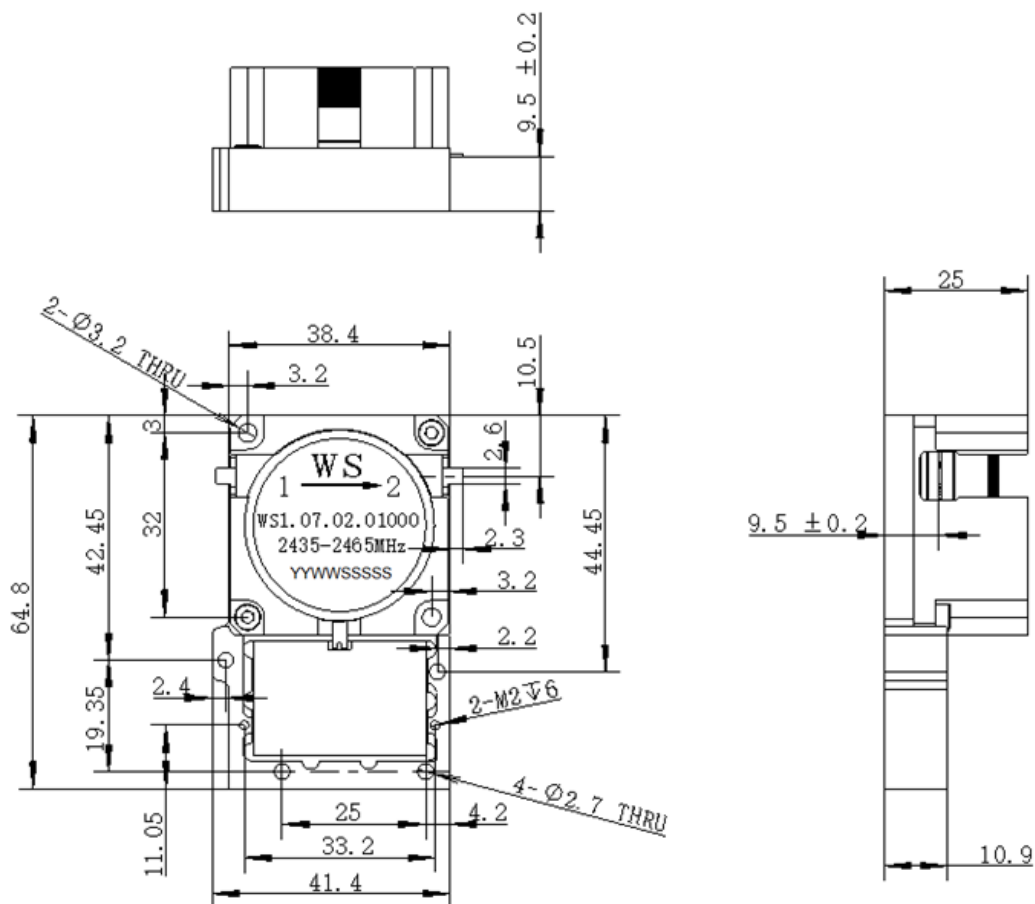
ITEM	SPECIFICATION	
Frequency	2435~2465	MHz
Direction	CW	
Impedance	Typ: 50	$\Omega$
Insertion Loss (Max.)	0.25	dB
Isolation (Min.)	25	dB
Return Loss (Min.)	25	dB
Power FWD/REV/PEAK	800/800W@360° 全相位满功率全反射/-	W
IMD (Max.)	/	dBc
Phase Consistency	$\pm 2.5$ (For all batches)	$^{\circ}$
Impedance ,real	/	$\Omega$
Impedance ,imaginary	/	$j\Omega$

Notes:

1. Exposure to maximum rating conditions for extended periods may reduce device reliability. There is no damage to device with only one parameter set at the limit and all other parameters set at or below their nominal value. Exceeding any of the limits listed here may result in permanent damage to the device.
2. Performance is guaranteed under the conditions listed in this table and over the operating temperature range.



### Mechanical Specifications:



Unit: Millimeters

#### Notes:

1. The housing is nickel-plated and circuit is silver-plated.
2. Tolerance  $\pm 0.2$ mm unless otherwise specified.
3. Co-planarity Specification: 0.1mm maximum.
4. Part Number, Lot Code, and Port Designation are printed on the top side of device.
5. On the label "YYWW" represents the date code and "SSSS" represents the serial number