

7540590



7mm SMD ISOLATOR

RF component

**Provisional**

Datasheet No.: DP-B-0022(00)  
Date: 2021.3.5

**Customer:**

Celte

**Product Name:**

DP-IL0730A1842-J2

**Customer P/N:** 7540590



GuangdongDapuTelecomTechnologyCo.,Ltd Bldg13-16,.N.Ind.Zone,SSLIndustry  
http://www.dptel.com Park,DongguanCity,Guangdong  
Province,PRChina  
TEL:0086-0769-88010888  
FAX:0086-0769-81800098

Approved	Checked	Designer
Patrick	Nina	Bill

# 7mm SMD ISOLATOR

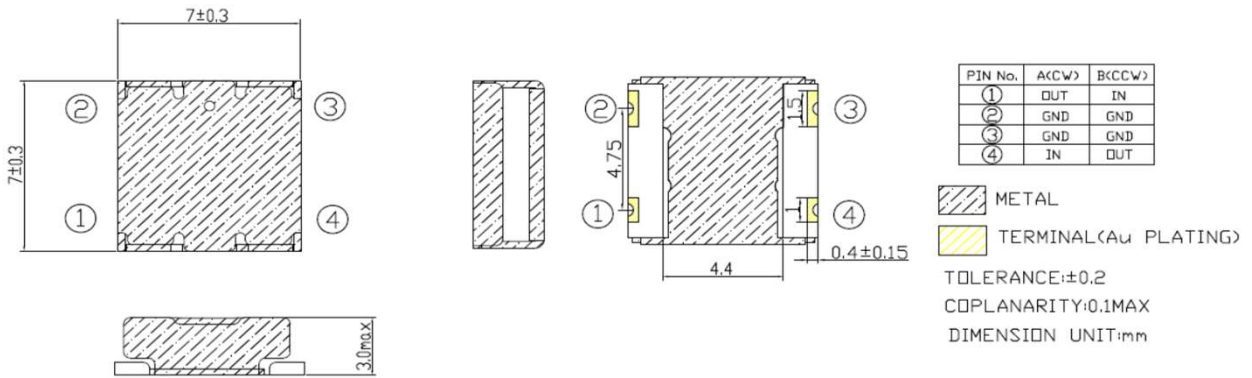
RF component

**Provisional**

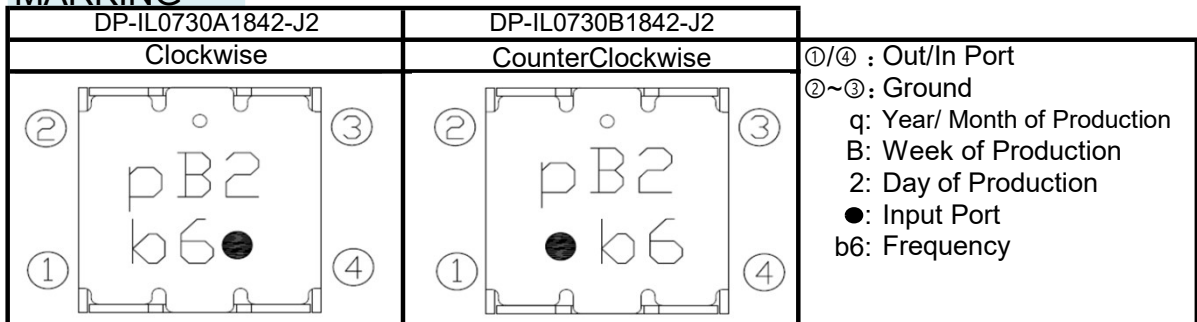
 Datasheet No.: DP-B-0022(00)

 Date: 2021.3.5

## MECHANICAL SPECIFICATION



## MARKING



Year/Month Code											
Year	Month	Code	Year	Month	Code	Year	Month	Code	Year	Month	Code
2020 2024 2028	1	a	2021 2025 2029	1	n	2022 2026 2030	1	A	2023 2027	1	N
	2	b		2	p		2	B		2	P
	3	c		3	q		3	C		3	Q
	4	d		4	r		4	D		4	R
	5	e		5	s		5	E		5	S
	6	f		6	t		6	F		6	T
	7	g		7	u		7	G		7	U
	8	h		8	v		8	H		8	V
	9	j		9	w		9	J		9	W
	10	k		10	x		10	K		10	X
	11	i		11	y		11	L		11	Y
	12	m		12	z		12	M		12	Z

Week Code	
Week	Code
1	A
2	B
3	C
4	D
5	E

Day Code	
Day	Code
Monday	1
Tuesday	2
Wednesday	3
Thursday	4
Friday	5
Saturday	6
Sunday	7

# 7mm SMD ISOLATOR

RF component

**Provisional**

Datasheet No.: DP-B-0022(00)  
 Date: 2021.3.5

## TEMPERATURE RANGE

Operating temperature range : -35~+85°C  
 Storage temperature range:-40~+125°C

## ELECTRICAL CHARACTERISTICS

Parameter	Unit	Frequency (MHz)			Customer Spec			DP Spec		
					Min.	Typ.	Max.	Min.	Typ.	Max.
Frequency range	MHz	1805		1880	1805		1880	1805		1880
Insertion Loss	dB	-		-			0.80			0.80
Isolation	dB	-		-	15			15		
Return Loss	dB	-		-	14			14		
2f	dB	-		-	5			5		
3f	dB	-		-	3			3		
Power Handling	W						10			10
Reflection power	W						2			2
Characteristic Impedance (ohm)	Ω							50		
Case Style	-							SMD		

## NOTES

- 1.Recommend to keep 30mm above when mounted with other magnetic products.
- 2.ROHS compliance.
- 3.Isolator's characteristics are guaranteed at conditions listed at above table and it's operating temperature range.

# 7mm SMD ISOLATOR

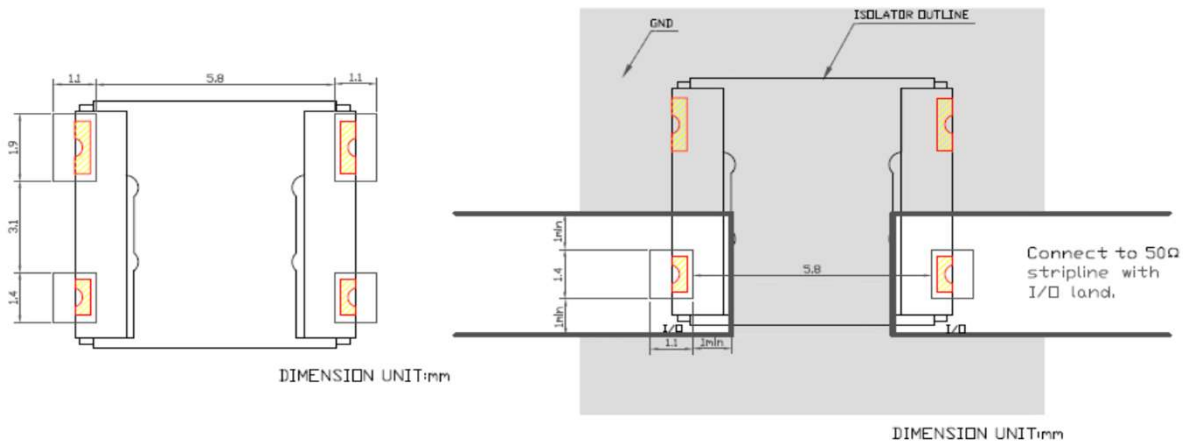
RF component

**Provisional**

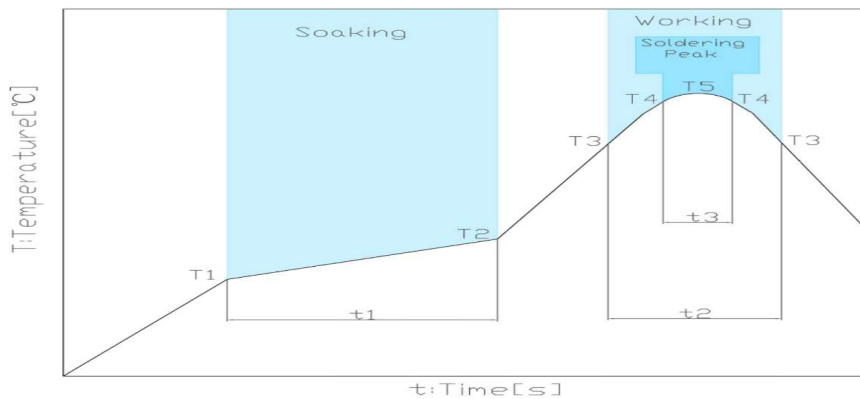
Datasheet No.: DP-B-0022(00)

Date: 2021.3.5

## RECOMMENDED LAND PATTERN



## RECOMMENDED REFLOW PROFILE



Soaking			Working		Soldering Peak		
Temp.	Temp.	Time	Temp.	Time	Temp.	Time	Temp.
T1	T2	t1	T3	t2	T4	t3	T5
150°C	180°C	60 to 120s	230°C	30 to 60s	250°C	within 10s	260°C max.

# 7mm SMD ISOLATOR

RF component

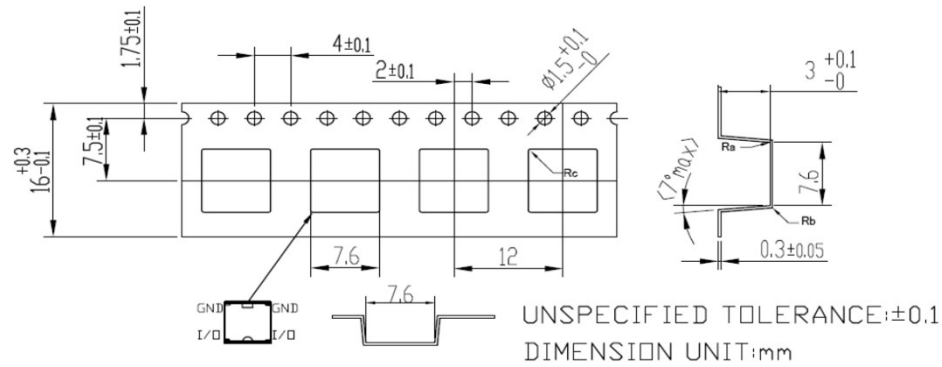
Provisional

Datasheet No.: DP-B-0022(00)  
 Date: 2021.3.5

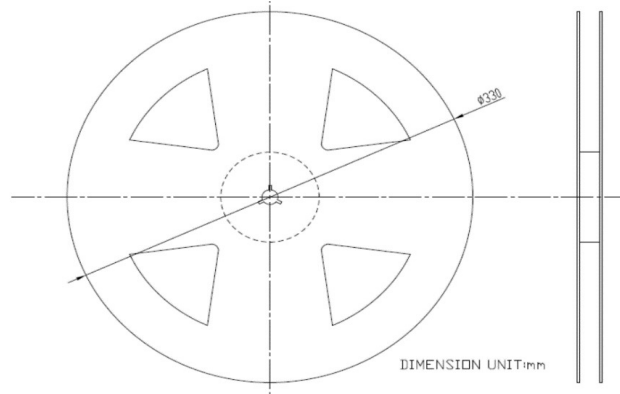
## PACKING STYLE

### REEL DIMENSIONS

Reel side  $\longrightarrow$  Pulling side



### TAPE DIMENSIONS



### PACKAGE QUANTITY

1000 PCS/REEL

# 7mm SMD ISOLATOR

RF component

Provisional

Datasheet No.: DP-B-0022(00)  
 Date: 2021.3.5

Revision Records

Rev.	Date	PIC	Change item	Reasons for change
1	2021.3.5	Bill	New regulations	
2				
3				
4				
5				
6				
7				
8				