

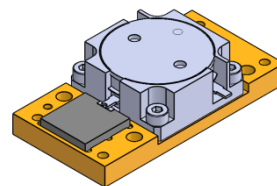


DP2323S

ENG PART:DP-25.4X25.4ID-2400T2500-CW

2400MHz to 2500MHz Single-Junction Drop-in Isolator

REV.	DESCRIPTION	REVISOR	DATE	APPROVED
A	Same as REV.1	ZZ.Zhu	2023/2/8	Nick
B	Update Insertion Loss from 0.15 to 0.2	ZZ.Zhu	2023/2/21	Nick

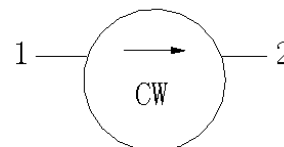


Applications:

- Wireless Infrastructure
- Power Amplifier

Features:

- Operating frequency range:2400MHz to2500MHz
- Operating temperature range:0°C to +70°C
- Storage temperature range: -40°C to +85°C
- BeOfree&RoHS compliant



Block Diagram



Electrical Specifications:

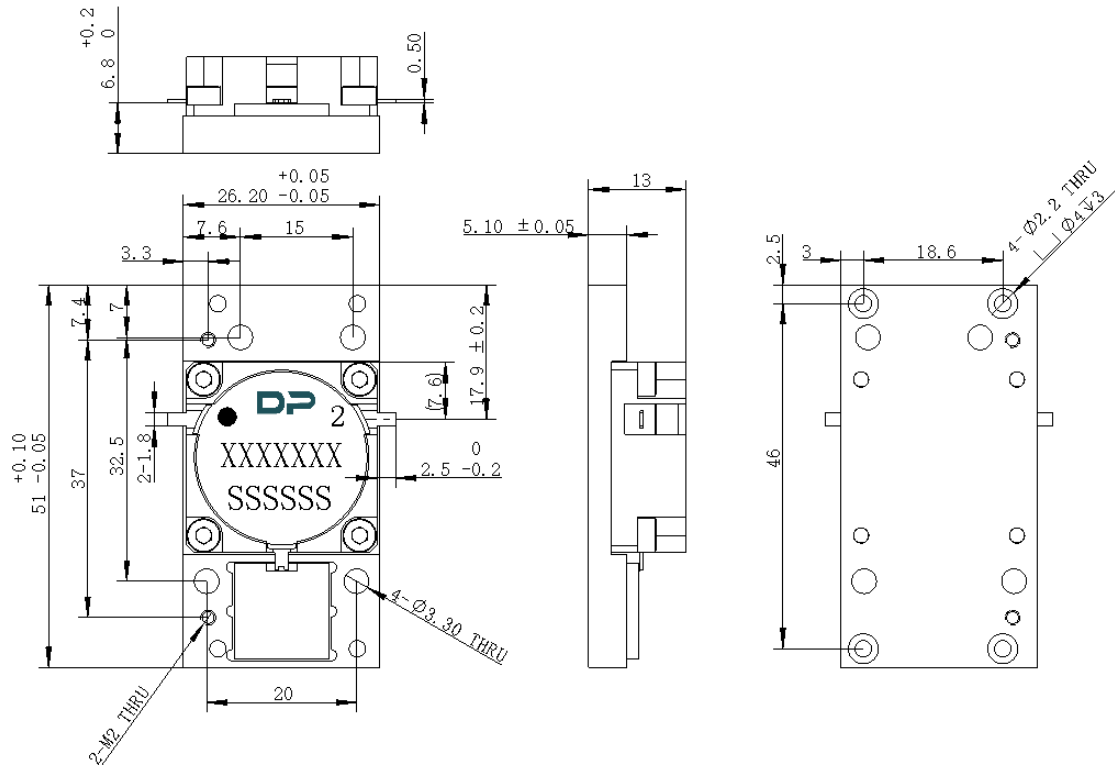
ITEM	SPECIFICATION	
Frequency	2400-2500	MHz
Direction	CW	
Impedance	Typ: 50	Ω
Insertion Loss (Max.)	0.2	dB
Isolation (Min.)	25@2435~2465MHz 22@2400~2500MHz	dB
Return Loss (Min.)	25	dB
Power FWD (Min.)	600	W
Power REV (Peak)	500	W
Phase Consistency	± 2.5	$^{\circ}$
Termination/Attenuator	500/-	W/dB

Notes:

1. Exposure to maximum rating conditions for extended periods may reduce device reliability. There is no damage to device with only one parameter set at the limit and all other parameters set at or below their nominal value. Exceeding any of the limits listed here may result in permanent damage to the device.
2. Performance is guaranteed under the conditions listed in this table and over the operating temperature range.



Mechanical Specifications:



Unit: Millimeters

Notes:

1. The housing is nickel-plated and the circuit is silver-plated.
2. Tolerance ± 0.2 mm unless otherwise specified.
3. Co-planarity Specification: 0.1 mm maximum.
4. Part Number, Lot Code, and Port Designation are printed on the top side of device.
5. The XXXXXXX on the label represents the part number
6. The SSSSS on the label represents the serial number
7. The black dot on the label represents the input port