

Customer Code : \_\_\_\_\_

# DATASHEET

DAPU P/N: **DPBF2000003**

Plot			The Label
Drew	Audited	Approved	Stamp, please! Thanks!
Date: 2020.04.27			

## Guangdong Dapu Telecom Technology Co.,Ltd

Bldg16,.N.Ind.Zone,SSL Industry Park, Dongguan City, Guangdong Province, China

TEL: 0086-0769-88010888 FAX: 0086-0769-81800098

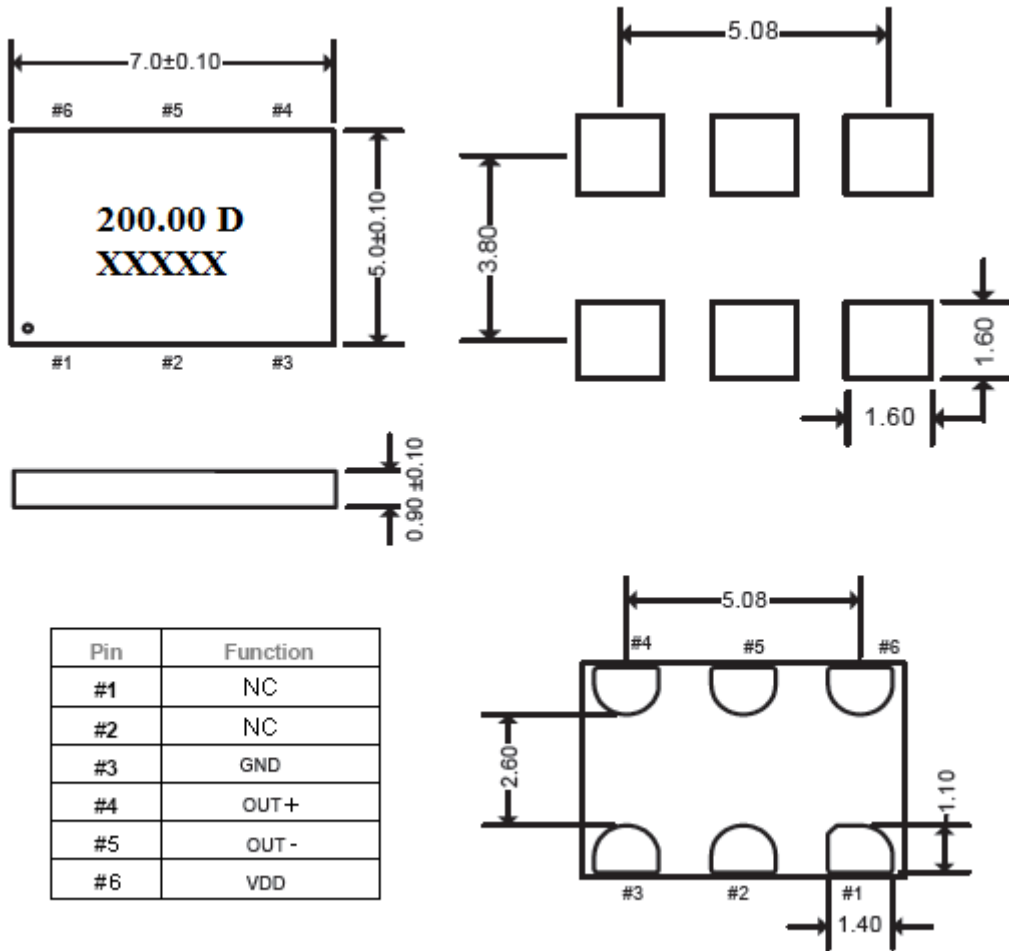


## 1、Electrical Parameters

MODEL: DPBF20000003							
No.	Parameters	SYM.	Electrical Spec.				Notes
			Min.	Typ.	Max.	Units	
1	Nominal Frequency	FL	200.00			MHz	
2	Output Waveform		LVDS				
3	Vdd		-0.5		4	V	
4	Supply Voltage		2.97	3.3	3.63	V	
5	Frequency Stability	F-stab	-25		+25	$\times 10^{-6}$	Inclusive of Initial tolerance, operating temperature, rated power supply voltage and load.
6	Operating Temperature	T-opr	-40	~	+85	°C	
7	Storage Temperature	T-stg	-65	~	+150	°C	
8	Current Consumption	Idd	-	47	55	mA	Excluding load termination current, Vdd=3.3V
9	Rise/Full Time	Tr、Tf		495	700	ps	20%~80%
10	First Year Aging		-2		+2	$\times 10^{-6}$	@25°C
11	10 Year Aging		-5		+5	$\times 10^{-6}$	@25°C
12	Duty Cycle	DC	45		55	%	
13	Differential Output Voltage	VOD	250	350	450	mV	
14	Start up Time	T_start	-	6	10	ms	Measured from the time Vdd reaches its rated minimum value
15	VOD Magnitude Change	$\Delta$ VOD			50	mV	
16	Offset Voltage	VOS	1.125	1.2	1.375	V	
17	VOS Magnitude Change	$\Delta$ VOS			50	mV	
18	Mechanical Shock	MIL-STD-883F,Method 2002					
	Mechanical Vibration	MIL-STD-883F,Method 2007					
	Temperature Cycle	JESD22, Method A104					
	Solderability	MIL-STD-883F,Method 2003					
	Moisture Sensitivity Level	MSL1 @260°C					



## 2、Mechanical Structure(mm)



**Note1:** Tolerance ±0.2mm without mark

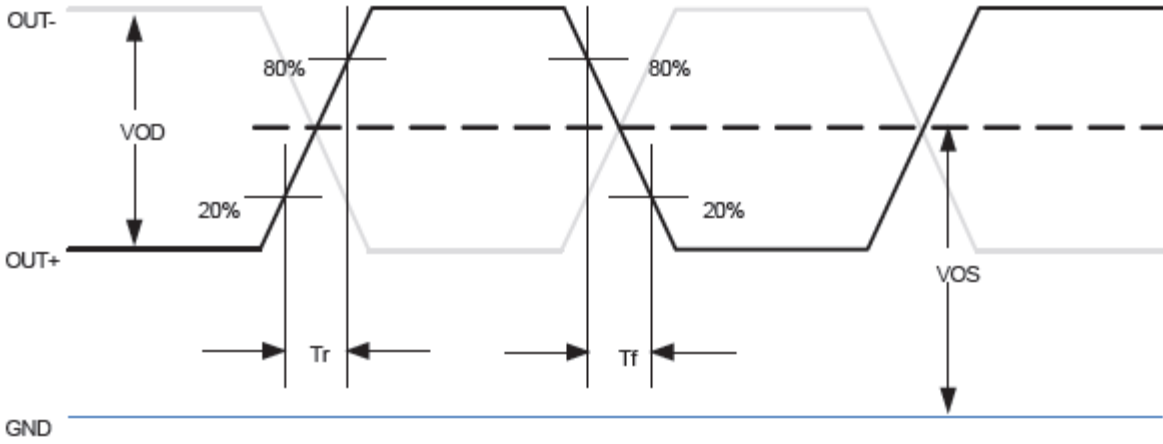
**Note2:** Referential weight 0.2g

**Note3:** D stands for output waveform: LVDS

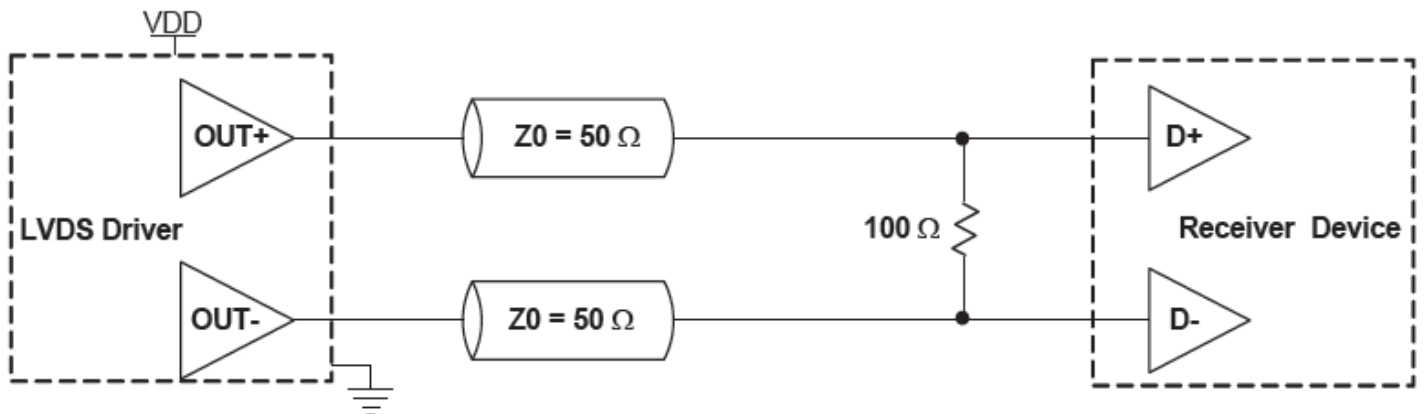
**Note4:** A capacitor of value 0.1μ F or higher between Vdd and GND is required



### 3、 Waveform Diagrams



### 4、 Termination Diagrams



### 5、 Package: Tape & Reel (mm)

