

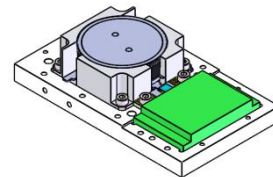


DP3461S

ENG PART:DP-38X38ID-1295T1305-CW

1295MHz to1305MHz Single-Junction Drop-in Isolator

REV.	DESCRIPTION	REVISOR	DATE	APPROVED
A	Creating datasheet	ZZ.Zhu	2024/11/5	Nick

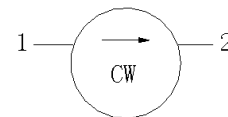


Applications:

- Wireless Infrastructure
- Power Amplifier

Features:

- Operating frequency range:1295MHz to1305MHz
- Operating temperature range:0°C to +70°C
- Storage temperature range: -40°C to +85°C
- BeOfree&RoHS compliant



Block Diagram



Electrical Specifications:

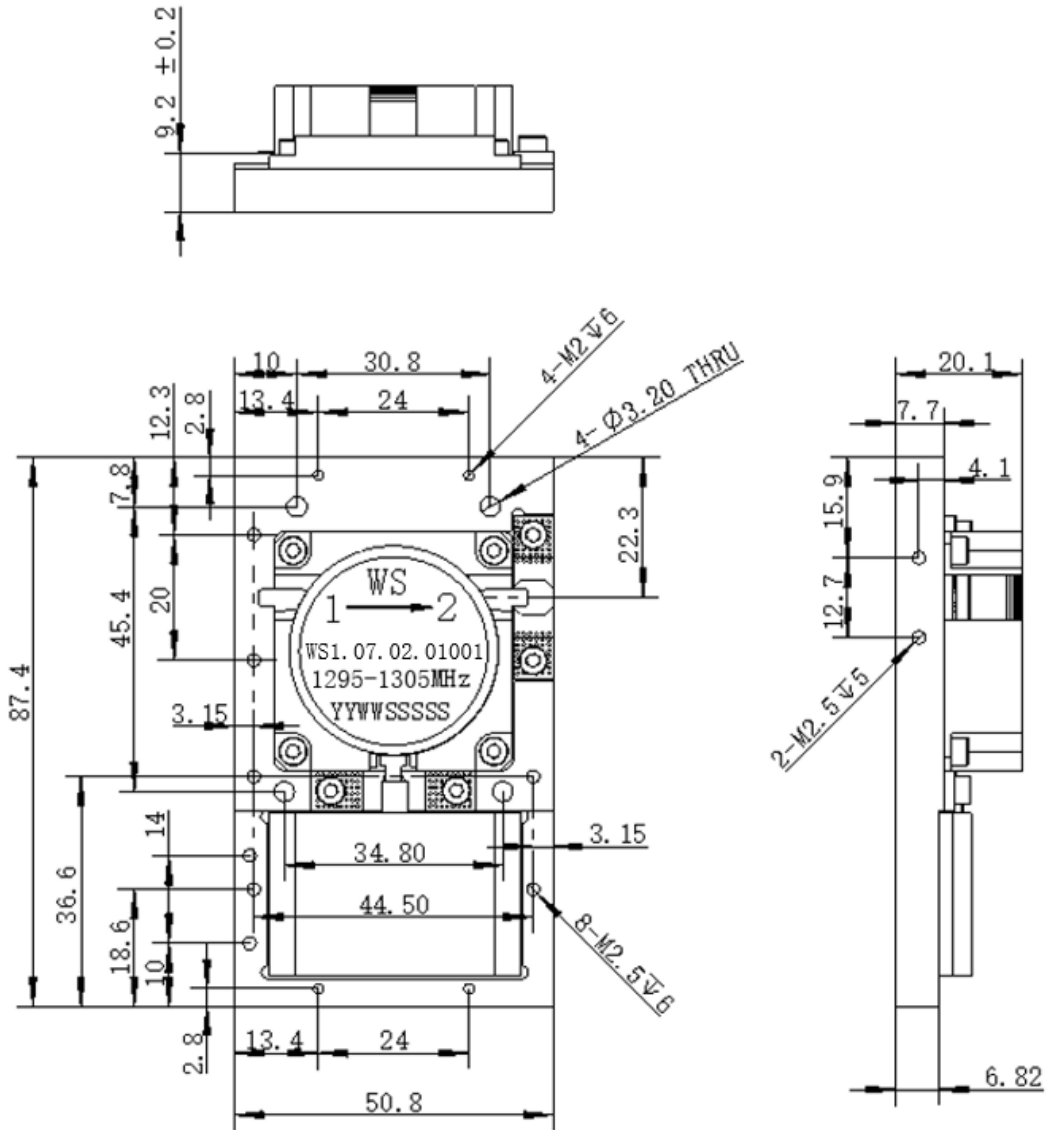
ITEM	SPECIFICATION	
Frequency	1295-1305	MHz
Direction	CW	
Impedance	Typ: 50	Ω
Insertion Loss (Max.)	0.15	dB
Isolation (Min.)	30@25°C±5°C 25@0°C~+70°C	dB
Return Loss (Min.)	25@25°C±5°C 22@0°C~+70°C	dB
Power FWD/ REV/Peak	700/700 (连续波@360° 全相位) /-	W
Phase difference of the same batch (Max.)	3@25±5°C (5@0°C~+70°C)	°
Termination/Attenuator	1000/-	W/dB

Notes:

1. Exposure to maximum rating conditions for extended periods may reduce device reliability. There is no damage to device with only one parameter set at the limit and all other parameters set at or below their nominal value. Exceeding any of the limits listed here may result in permanent damage to the device.
2. Performance is guaranteed under the conditions listed in this table and over the operating temperature range.



Mechanical Specifications:



Unit: Millimeters

Notes:

1. The housing is nickel-plated and the circuit is silver-plated.
2. Tolerance ± 0.2 mm unless otherwise specified.
3. Co-planarity Specification: 0.1mm maximum.
4. Part Number, Lot Code, and Port Designation are printed on the top side of device.
5. On the label "YYWW" represents the date code and "SSSS" represents the serial number