

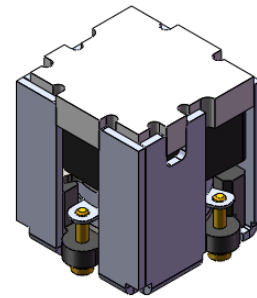


DP0495C

ENG PART:DP-3.8X3.8-6425T6825-CW

6425MHz to 6825MHz Single-Junction Surface Mount Circulator

REV.	DESCRIPTION	REVISOR	DATE	APPROVED
A	Creating datasheet	ZC.Wu	2021/06/02	Nick
B	Update the Mechanical Spec.	ZC.Wu	2021/06/22	Nick
C	Update the Mechanical Spec.	ZC.Wu	2021/06/24	Nick
D	Update the Electrical Spec. and outline drawing	ZC.Wu	2022/5/9	Nick
E	Update the Electrical Spec. and outline drawing	ZC.Wu	2022/5/16	Nick
F	Update the LABEL	ZC.Wu	2024/01/12	Nick

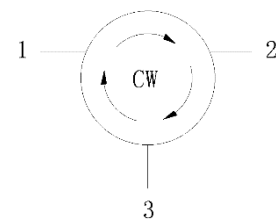


Applications:

- Wireless Infrastructure
- Power Amplifier

Features:

- Operating frequency range: 6425MHz to 6825MHz
- Operating temperature range: -40°C to +105°C
- Storage temperature range: -65°C to +155°C
- Small surface-mount package delivered on T&R
- BeOfree&RoHS compliant



Block Diagram



Electrical Specifications:

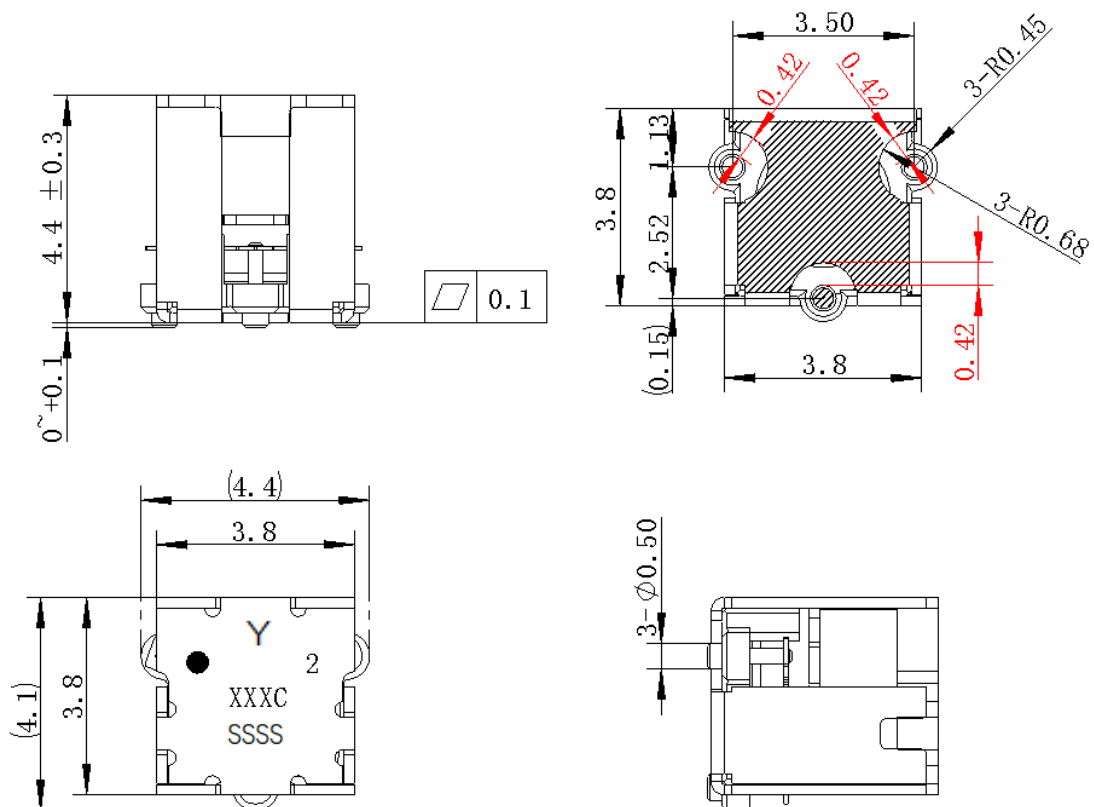
ITEM	SPECIFICATION	
Frequency	6425~6825	MHz
Direction	CW	
Impedance	Typ: 50	Ω
Insertion Loss (Max.)	0.45 Typ. @ 25°C ± 10°C 0.5 @ 25°C ± 10°C 0.6 @ -40~+105°C	dB
Isolation (Min.)	20 Typ. @ 25°C ± 10°C 18	dB
Return Loss (Min.)	20 Typ. @ 25°C ± 10°C 18	dB
3rd IMD (Max.)	-	dBc
Group delay	2	ns
2nd harmonic attenuation	/	dB
3rd harmonic attenuation	/	dB
Extend Frequency	6175-7075	MHz
Isolation of extend frequency	15 Typ. @ 25°C ± 10°C 13	dB
Power FWD/REV/PEAK	2/-/20	W
Resonance point of out off band	Resonance point away 5600MHz-7700MHz	W/dB
Input Impedance ,real	/	Ω
Input Impedance ,imaginary	/	Ω

Notes:

1. Exposure to maximum rating conditions for extended periods may reduce device reliability. There is no damage to device with only one parameter set at the limit and all other parameters set at or below their nominal value. Exceeding any of the limits listed here may result in permanent damage to the device.
2. Performance is guaranteed under the conditions listed in this table and over the operating temperature range.
3. Performance will not degrade by > 10% (Insertion loss > 20%) with the operating temperature up to 130 °C.



Mechanical Specifications:



Unit: Millimeters

Notes:

1. Tolerance ± 0.2 mm unless otherwise specified.
2. Co-planarity Specification: 0.1mm maximum.
3. Part Number, Lot Code, and Port Designation are printed on the top side of device
4. Part Number, Lot Code, and Port Designation are printed on the top side of device
5. The "Y" show on the label represents the producing year, when printing the producing year, A stands for 2022, B for 2023, C for 2024, and soon (reference DP's file WDPT PD-003).
6. The **XXXC** on the label represents the last five digits of the Part Number.
7. The SSSS on the label represents the serial number
8. The black dot on the label represents the input port



GuangdongDapuTelecomTechnologyCo.,Ltd

<http://www.dptel.com>

Bldg13-16,.N.Ind.Zone,SSLIndustry
Park,DongguanCity,Guangdong
Province,PRChina
TEL:0086-0769-88010888
FAX:0086-0769-81800098
