

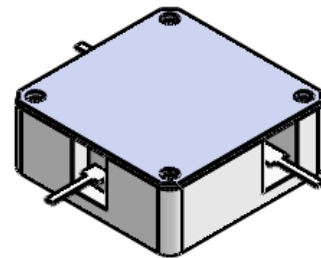


## DP2283C

### ENG PART:DP-27.4X27.4CD-470T600-CW

470MHz to 600MHz Single-Junction Drop-in Circulator

REV.	DESCRIPTION	REVISOR	DATE	APPROVED
1	Creating datasheet	ZC.Wu	2022/11/15	Nick
2	Update the outline drawing	ZC.Wu	2023/5/30	Nick

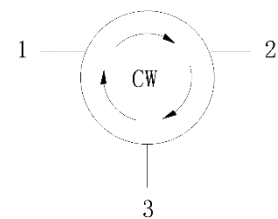


#### Applications:

- Wireless Infrastructure
- Power Amplifier

#### Features:

- Operating frequency range:470MHz to600MHz
- Operating temperature range: 0°C to +70°C
- Storage temperature range: -40°C to +100°C
- BeOfree&RoHS compliant



Block Diagram



### Electrical Specifications:

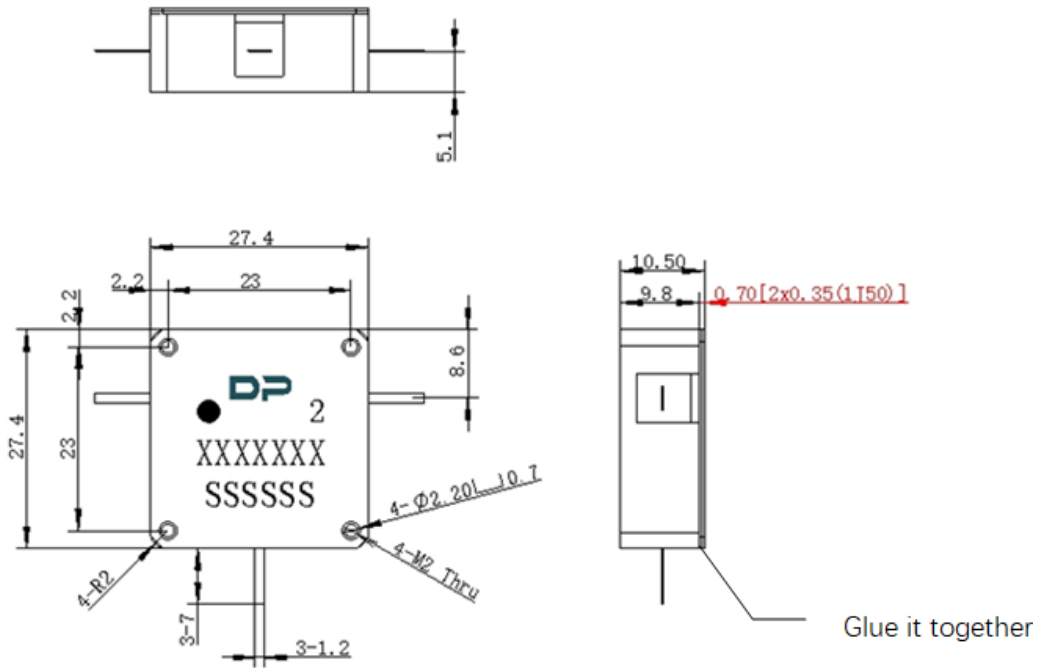
ITEM	SPECIFICATION	
Frequency	470-600	MHz
Direction	CW	
Impedance	Typ: 50	$\Omega$
Insertion Loss (Max.)	0.7	dB
Isolation (Min.)	17	dB
Return Loss (Min.)	16.5	dB
Power FWD/REV/PEAK	100/-/-	W
IMD (Max.)	/	dBc
Impedance ,real	/	$\Omega$
Impedance ,imaginary	/	$j\Omega$

Notes:

1. Exposure to maximum rating conditions for extended periods may reduce device reliability. There is no damage to device with only one parameter set at the limit and all other parameters set at or below their nominal value. Exceeding any of the limits listed here may result in permanent damage to the device.
2. Performance is guaranteed under the conditions listed in this table and over the operating temperature range.



### Mechanical Specifications:



#### Notes:

1. The housing is nickel-plated and the circuit is silver-plated.
2. Tolerance  $\pm 0.2$  mm unless otherwise specified.
3. Co-planarity Specification: 0.1 mm maximum.
4. Part Number, Lot Code, and Port Designation are printed on the top side of device.
5. The XXXXXXX on the label represents the part number
6. The SSSSSS on the label represents the serial number
7. The black dot on the label represents the input port

Unit: Millimeters