

Customer Code : _____

DATASHEET

DAPU P/N: DPBA12500005

Plot			The Label
Drew	Audited	Approved	
Date: 2023.05.29			Stamp, please! Thanks!

Guangdong Dapu Telecom Technology Co.,Ltd

Building 5, No.24, Industrial East Road, Songshanhu Park, Dongguan, Guangdong, P.R. China

TEL: 0086-0769-88010888 FAX: 0086-0769-81800098

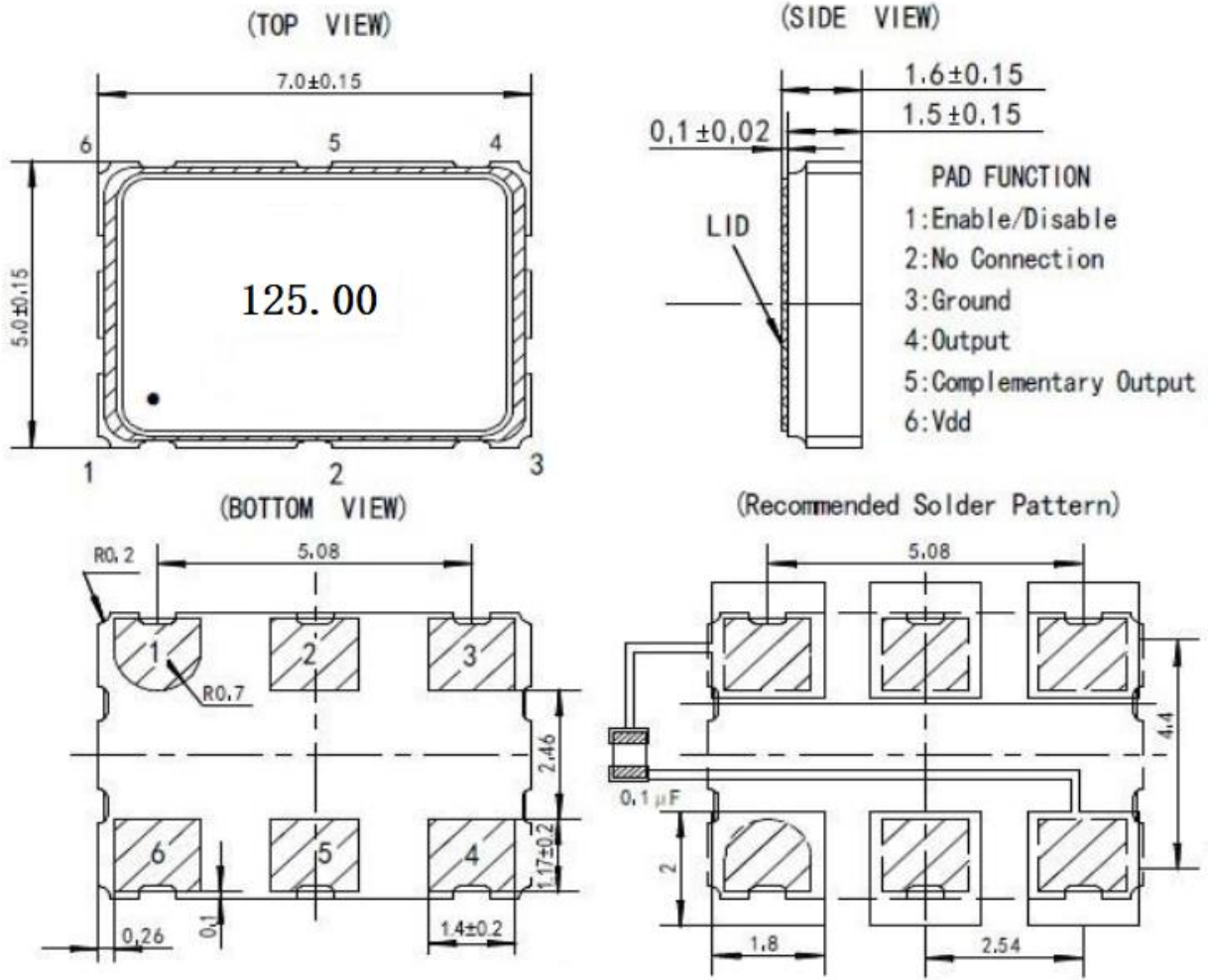


1、Electrical Parameters

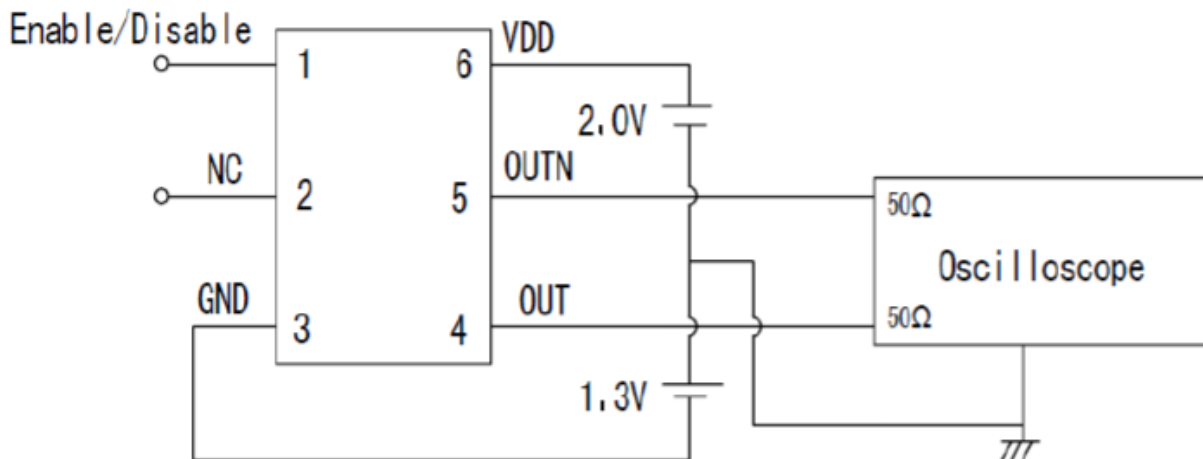
MODEL: DPBA12500005							
No.	Parameters	SYM.	Electrical Spec.				Notes
			Min.	Typ.	Max.	Units	
1	Nominal Frequency	FL	125.00			MHz	
2	Output Waveform		LVPECL				
3	Vibration Mode		3rd				
4	Total Stability	F-stab	-30		+30	ppm	Inclusive of frequency tolerance@25°C and frequency stability vs. operating temperature range and voltage.
5	Operating Temperature	T-opr	-40	+25	+85	°C	
6	Storage Temperature	T-stg	-55	~	+125	°C	
7	Supply Current	Icc			80	mA	
8	Start up Time	T_start			10	ms	
9	Rise/Fall Time	Tr、Tf			0.4	ns	20%~80%
10	Duty Cycle	DC	45		55	%	@ V _{DD} -1.3V
11	Supply Voltage	V _{DD}	2.97	3.3	3.63	V	
12	Maximum Supply Voltage Range	V _{DD}	-0.5		5.0	V	
13	“H” Input Voltage	V _{IH}	0.7 V _{DD}			V	
14	“L” Input Voltage	V _{IL}			0.3 V _{DD}	V	
15	Output Voltage “L”Level	V _{OL}	V _{CC} -1.810		V _{CC} -1.62	V	R _L =50Ω to (V _{CC} -2V)
16	Output Voltage “H”Level	V _{OH}	V _{CC} -1.025		V _{CC} -0.88	V	
17	E/D	Logic “1”or Floating input, Outputs enable, logic “0”, Outputs disable.					
18	Supply Variation		-2		+2	ppm	V _{CC} +/-5%
19	Load Variatin		-2		+2	ppm	CL+/-5%
20	Aging		-5		+5	ppm	1year@25°C
21	Phase Noise	10Hz			-75	dBc	
		100Hz			-103	dBc	
		1KHz			-130	dBc	
		10KHz			-145	dBc	
		100KHz			-150	dBc	
		1MHz			-155	dBc	
22	Phase Jitter	RMS			0.3	ps	12kHz ~ 20MHz



2、Mechanical Structure(mm)

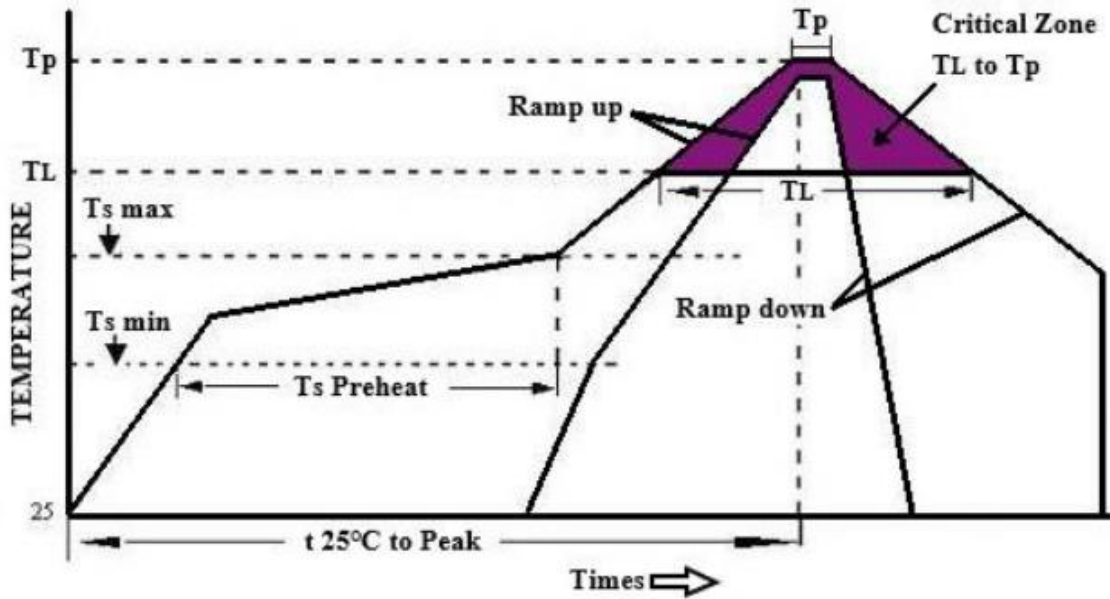


3、TEST CIRCUIT





4、 Reflow Soldering Curve (RoHS)



High Temperature Infrared /Convection

Note:Temperature shown are applied to body of device

Ts max to TL(Ramp-up Rate)	3°C/second max
Preheat	
Temperature Min(Ts Min)	150°C
Temperature Typical(Ts Typ)	175°C
Temperature Max.(Ts Max)	200°C
Time(ts)	60-180 seconds
Ram-up Rate(TL to Tp)	3°C/second Max
Time Maintained Above:	
--Temperature(TL)	217°C
--Time(TL)	60-150seconds
Peak Temperature (Tp)	260°C Max for 10 seconds
Time within 5°C of actual peak(tp)	20-40 seconds
Ramp-down Rate	6°C/seconds Max
Tune 25°C to Peak Temperature(t)	8 minutes Max
Moisture Sensitivity Level	Level 1

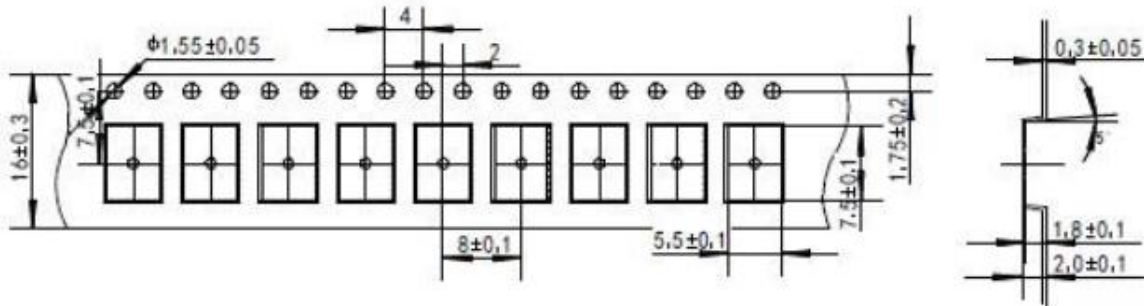
High Temperature Manual Soldering

Note:Temperature shown are applied to body of device

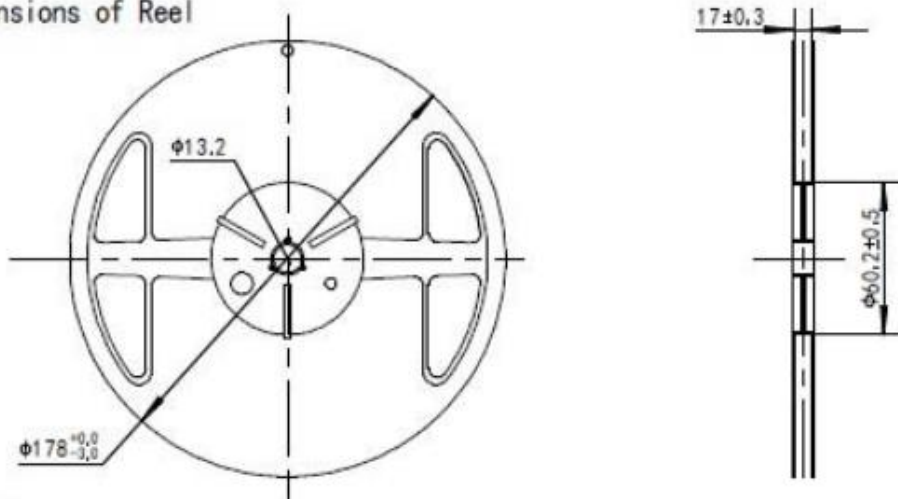


5、 Package: Tape & Reel (mm)

1. Dimensions of Carrier Tape



2. Dimensions of Reel



3. Packing

1 reel/box 1 reel=1000pcs

10 boxes/carton (the carton with bubble pad on four sides)

