

Travelling Merchant: \_\_\_\_\_

# DATASHEET

Standard: 079A-E319-48.00MHz-A

P/N: \_\_\_\_\_

Plot			The Label
Drew	Audited	Approved	Stamp, please! Thanks!
Date: 2022.03.31			

## Guangdong Dapu Telecom Technology Co.,Ltd

Building 5, No.24, Industrial East Road, Songshanhu Park, Dongguan, Guangdong, P.R. China

TEL: 0086-0769-88010888 FAX: 0086-0769-81800098





## 1. Electrical Parameters

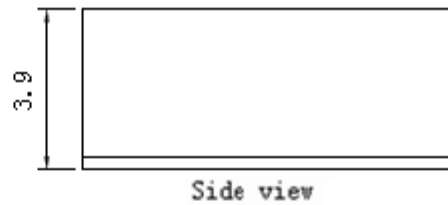

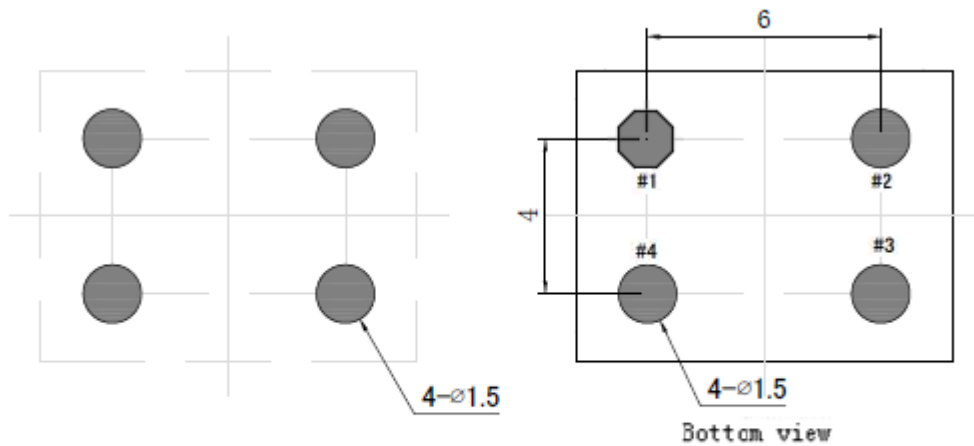
MODEL: O79A-E319-48.00MHz-A						
Item	Description	Parameters			Unit	Test Condition
		Min.	Typ.	Max.		
Output	Frequency	48.00			MHz	
	Output Waveform	LVCMOS				
	Output Low Voltage			0.4	V	$V_{cc}=3.3V, O_{load}=15\text{ pF}$
	Output High Voltage	2.4			V	$V_{cc}=3.3V, O_{load}=15\text{ pF}$
	Duty Cycle	45	50	55	%	@50%
	Rise / Fall Time (10%~90%)			5	ns	@25°C
	Load	15			pF	
Frequency Stabilities	Frequency Tolerance vs. Operating Temperature Range	-0.02		+0.02	$\times 10^{-6}$	$T_A$ varied from -40°C to 95°C, measurement referenced to frequency observed with $f_{ref}=(f_{max}+f_{min})/2, V_{cc}=3.3V, O_{load}=15\text{ pF}$ , temperature variable speed less than 2°C per minute.
	Initial Frequency Tolerance	-2		+2	$\times 10^{-6}$	Measurement referenced to frequency observed with $T_A=25^\circ\text{C}, V_{cc}=3.3V$ within 30 days after ex-works.
	Frequency Tolerance vs. Supply Voltage	-0.01		+0.01	$\times 10^{-6}$	measurement referenced to frequency observed $T_A=25^\circ\text{C}, V_{cc}$ varied from 3.13V to 3.47V, and $O_{Load}=15\text{ pF}$ .
	Frequency Tolerance vs. Load	-0.01		+0.01	$\times 10^{-6}$	5% load change measurement referenced to frequency observed with $T_A=25^\circ\text{C}, V_{cc}=3.3V, O_{Load}=15\text{ pF}$ .
	Frequency Slope	-1.5		+1.5	$\times 10^{-9}/^\circ\text{C}$	Temperature ramp $\leq 1^\circ\text{C}/\text{minute}$
	Reflow Shift	-0.5		+0.5	$\times 10^{-6}$	After 1hour at 25°C
	Aging Tolerance Per Day	-5		+5	$\times 10^{-9}$	$T_A=25^\circ\text{C}, V_{cc}=3.3V$ , and after 1h of operation.
	Aging Tolerance 1 Year	-0.5		+0.5	$\times 10^{-6}$	
	Steady Consumption			250	mA	@25°C
	Warm Up Current			600	mA	
	Supply Voltage	3.13	3.3	3.47	V	
	Warm Up Time			3	Min	@25 °C within $\pm 0.05 \times 10^{-6}$ of final frequency with reference after 1 hour on.



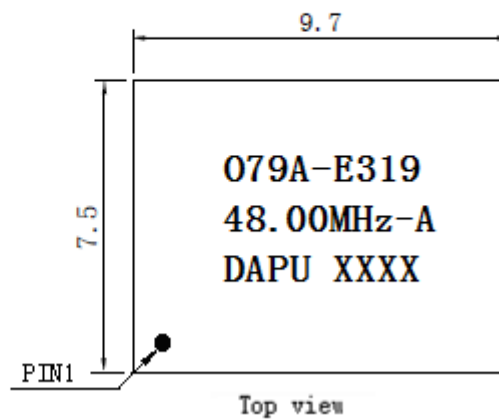
Phase Noise	Phase Noise @25°C		-60	-50	dBc/Hz	1Hz
			-102	-90		10Hz
			-135	-130		100Hz
			-155	-150		1KHz
			-162	-157		10KHz
			-165	-160		100KHz
			-165	-160		1MHz
		Environmental Conditions	Operable Temperature	-40		
Storage Temperature	-55			+105	°C	
ESD Level	Human Body Model,class2: 2000V to 4000V; ANSI/ESDA/JEDEC JS-001-2010.					
	Machine Model, class B: 200V to 400V; JEDEC JESD22-A115C.					
Moisture Sensitivity Level	Level 3.					
Vibration	Test Condition: 0.75mm ;acceleration:10g;10Hz~2000Hz, one cycle per 30 min, test 2 hour. (3 times for each 3 directions X ,Y , Z) .IEC 68-2-06 Test Fc.					
Shock	100g; 6ms; half sine wave (3 times for each 3 directions X ,Y, Z ),IEC 68-2-27 Test Ea/Severity 50A.					



## 2. Mechanical Structure(mm)



Pin Function	
Pin	Function
1	NC
2	GND
3	OUTPUT
4	VCC



**Note1:** Tolerance  $\pm 0.2$ mm without mark

**Note2:** The first two xx representative: week

After two xx representative: year

**Note3:** Referential Weight 1.5g

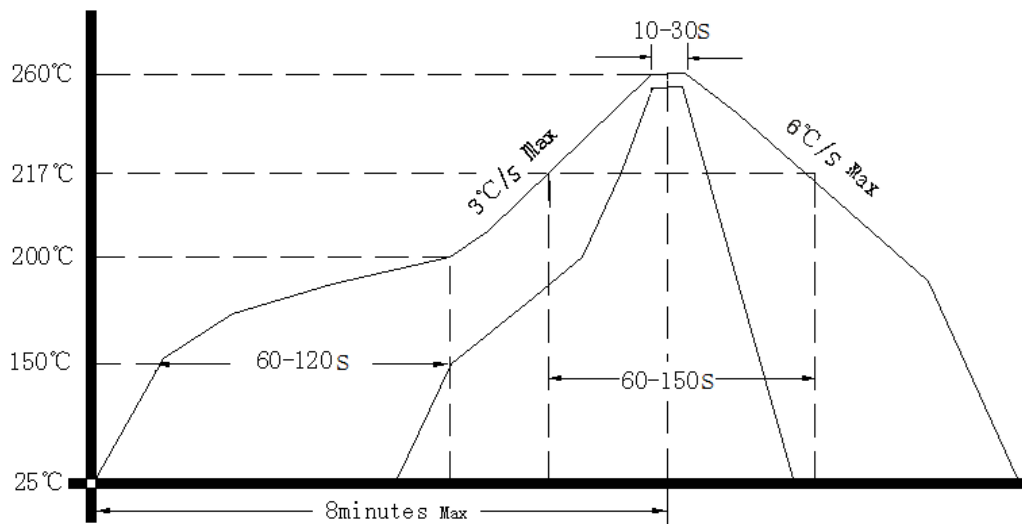
**Note4:** NC is not connect



### 3. Test circuit



### 4. Reflow Soldering Curve (RoHS)



### 5. Package: Tape & Reel (mm)

