

Customer Code : _____

DATASHEET

DAPU P/N: **DP7J1000002**

Plot			The Label
Drew	Audited	Approved	Stamp, please! Thanks!
<i>Amway.wei</i>	<i>Carry.Wang</i>	<i>James.Liu</i>	
Date: 2018.12.06			

Guangdong Dapu Telecom Technology Co.,Ltd

Bldg16,.N.Ind.Zone,SSL Industry Park, Dongguan City, Guangdong Province, China

TEL: 0086-0769-88010888 FAX: 0086-0769-81800098

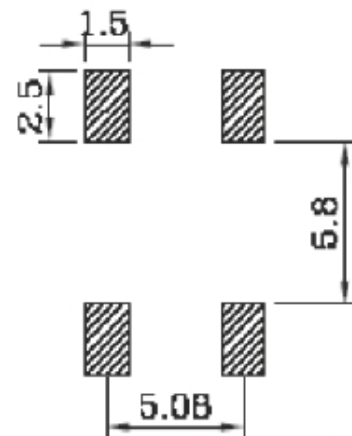
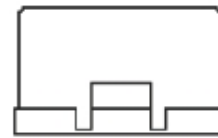
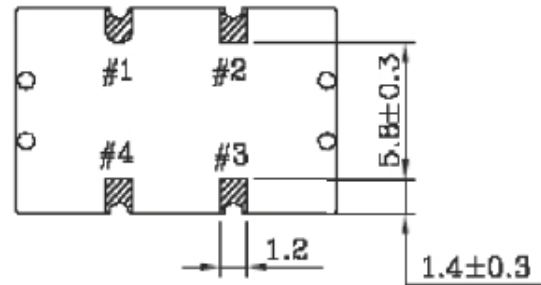
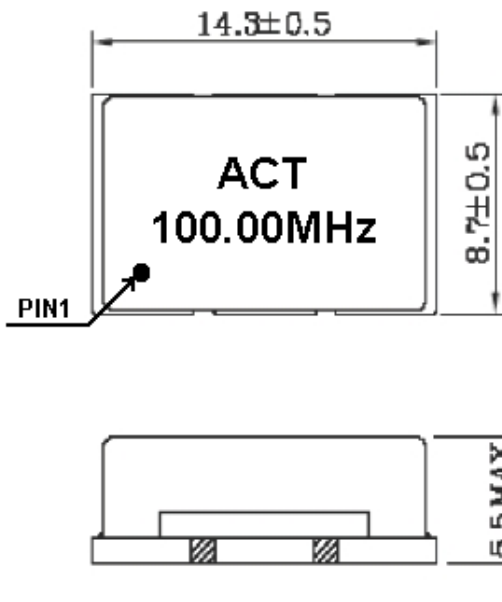


1、Electrical Parameters

MODEL: DP7J1000002							
No.	Parameters	SYM.	Electrical Spec.				Notes
			Min.	Typ.	Max.	Units	
1	Nominal Frequency	FL	100.00			MHz	
2	Output Waveform		LVCMOS				
3	Output Load				15	pF	
4	Supply Voltage		3.135	3.3	3.465	V	
5	ALL effects, including Aging				±28	× 10 ⁻⁶	
6	Control Voltage Range (Vc)		0	1.65	3.3	V	
7	Frequency Pull Range		±28		±55	× 10 ⁻⁶	Referenced to the carrier
8	Control Port Linearity				±10	%	
9	Slope		positive				
10	Control Voltage Port Impedance		10			kOhm	
11	Over (-40°C to +85°C)			±12	±18	× 10 ⁻⁶	Relative to measured frequency @ 25°C
12	Operating Temperature Range		-40		85	°C	
13	Storage Temperature Range		-40		90	°C	
14	Current Drain				35	mA	
15	Rise Time	Tr			3	ns	
16	Full Time	Tf			3	ns	
17	Duty Cycle	DC	45	50	55	%	
18	V Low				0.1Vdd	V	
19	V High		0.9Vdd			V	
20	First year				±2.0	× 10 ⁻⁶	
21	5-years				±5.0	× 10 ⁻⁶	
22	10-years				±7.0	× 10 ⁻⁶	
23	Phase Noise			-88	-82	dBc/Hz	@10Hz
				-118	-115		@100Hz
				-141	-138		@1000Hz
				-160	-155		@10kHz
				-161	-160		@100kHz
				-165	-160		@1MHz
24	Jitter			<50	100	fs	@12kHz to 20MHz



2、Mechanical Structure(mm)



Recommended Land Pattern

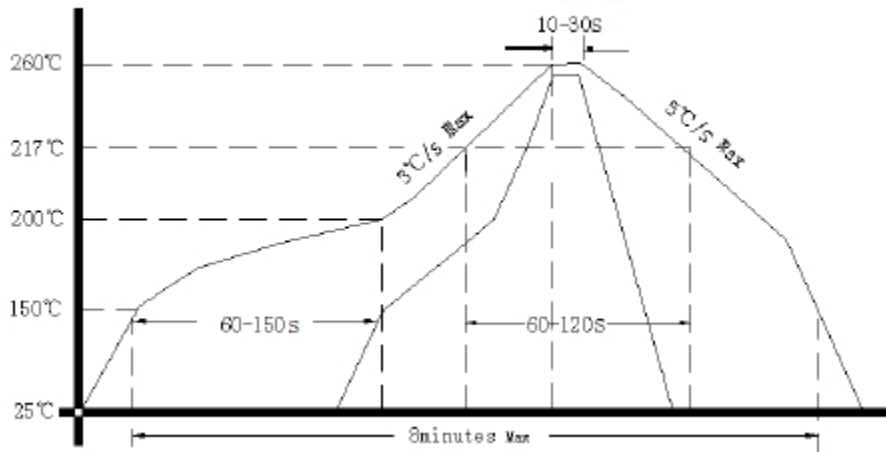
Pin #	Functionality
1	Voltage Control (Vc)
2	Ground
3	RF Output
4	Vdd

unit:mm

Note1:Tolerance ±0.2mm without mark



3、 Reflow Soldering Curve (RoHS)



4、 Package : Tape & Reel (mm)

