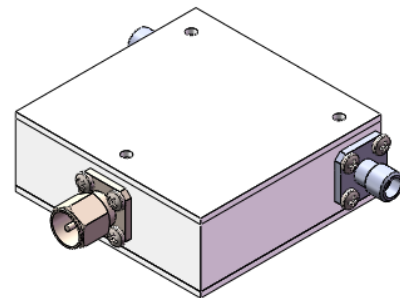




## DP0553C

### 1350 MHz to 2700 MHz Single-Junction Coaxial Circulator

REV.	DESCRIPTION	REVISOR	DATE	APPROVED
A	Creating datasheet	ZC.Wu	2021/6/28	Nick
B	Update the outline drawing	ZC.Wu	2022/5/19	Nick

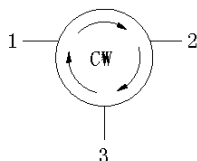


#### Applications:

- Wireless Infrastructure
- Power Amplifier

#### Features:

- Operating frequency range: 1350MHz to 2700MHz
- Operating temperature range: -40°C to +85°C
- Storage temperature range: -55°C to +100°C
- Small surface-mount package delivered on T&R
- BeOfree&RoHS compliant



Block Diagram



### Electrical Specifications:

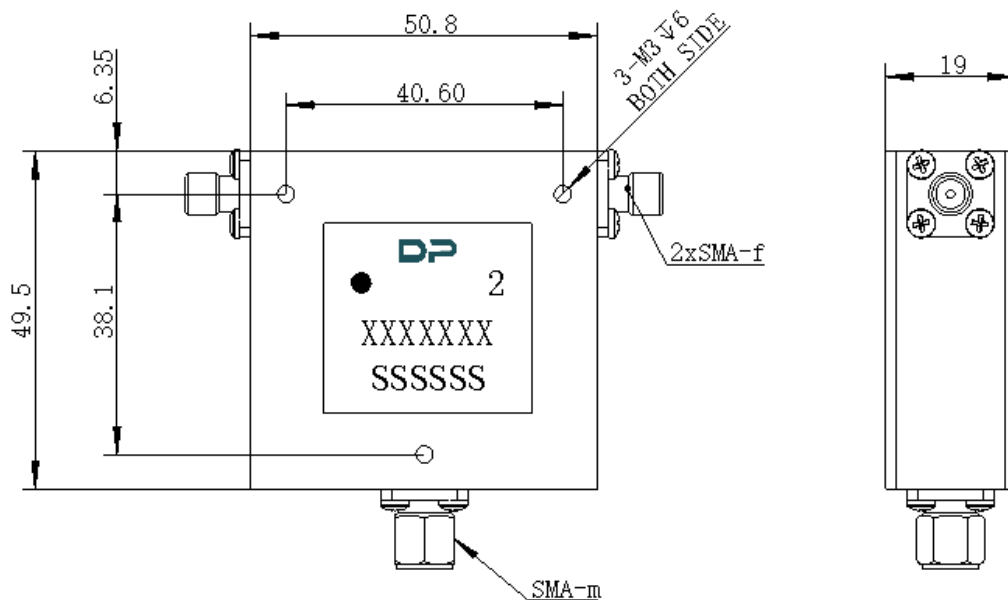
ITEM	SPECIFICATION	
Frequency	1350~2700	MHz
Direction	CW	
Impedance	Typ: 50	$\Omega$
Insertion Loss (Max.)	0.6@25°C $\pm$ 10°C 0.7@-40°C ~ +85°C	dB
Isolation (Min.)	16@-30~+85°C 15@-40~-30°C	dB
Return Loss (Min.)	17.7@25°C $\pm$ 10°C 15.6@-40°C ~ +85°C	dB
3rd IMD (Max.)	/	dBc
Extend frequency	/	MHz
Group delay	/	ns
2nd harmonic	/	dBc
3rd harmonic	/	dBc
Power FWD/REV/PEAK	50/50/-	W
Termination/Attenuator	-	W/dB
Impedance ,real		$\Omega$
Impedance ,imaginary	-	$\Omega$

Notes:

1. Exposure to maximum rating conditions for extended periods may reduce device reliability. There is no damage to device with only one parameter set at the limit and all other parameters set at or below their nominal value. Exceeding any of the limits listed here may result in permanent damage to the device.
2. Performance is guaranteed under the conditions listed in this table and over the operating temperature range.



### Mechanical Specifications:



Unit: Millimeters

#### Notes:

1. The housing(Steel) is nickel-plated and tab (Becu) is silver-plated.
2. Tolerance  $\pm 0.2$ mm unless otherwise specified.
3. Co-planarity Specification: 0.1mm maximum.
4. Part Number, Lot Code, and Port Designation are printed on the top side of device.
5. The XXXXXXX on the label represents the part number
6. The SSSSSS on the label represents the serial number
7. The black dot on the label represents the input port