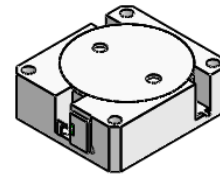




## DP0037S

### 410MHz to 470MHz Single-Junction Drop-in Isolator

REV.	DESCRIPTION	REVISOR	DATE	APPROVED
A		ZC.Wu		
B	Replace the number 1 on the input port of the label with a black dot	Jie.Jiang	2020/10/27	

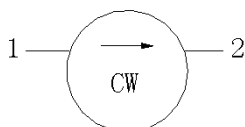


#### Applications:

- Wireless Infrastructure
- Power Amplifier

#### Features:

- Operating frequency range: 410MHz to 470MHz
- Operating temperature range: -40°C to +85°C
- Storage temperature range: -50°C to +120°C
- BeO free & RoHS compliant



Block Diagram



---

## Electrical Specifications:

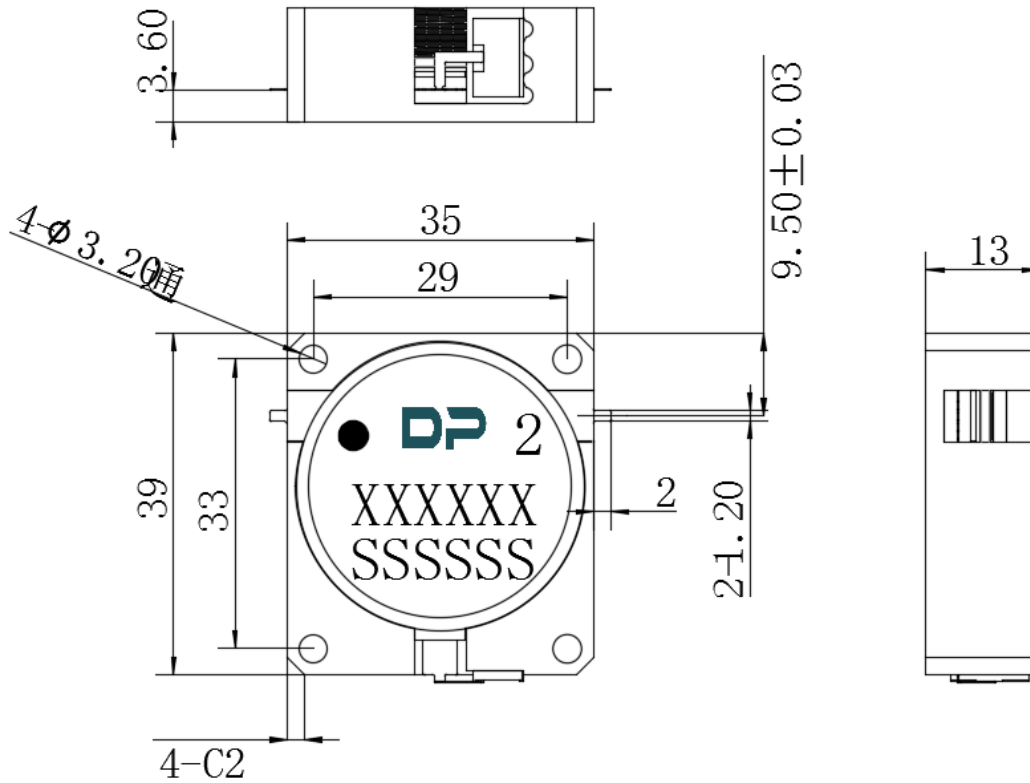
ITEM	SPECIFICATION	
Frequency	410~470	MHz
Direction	CW	
Impedance	Typ: 50	$\Omega$
Insertion Loss (Max.)	0.25	dB
Isolation (Min.)	21	dB
Return Loss (Min.)	21	dB
Power FWD/REV/PEAK	50/150/-	W
Termination/Attenuator	150/-	W/dB
2nd harmonic	30	dBc
3rd harmonic	30	dBc

### Notes :

1. Exposure to maximum rating conditions for extended periods may reduce device reliability. There is no damage to device with only one parameter set at the limit and all other parameters set at or below their nominal value. Exceeding any of the limits listed here may result in permanent damage to the device.
2. Performance is guaranteed under the conditions listed in this table and over the operating temperature range.
3. Performance will not degrade by > 10% (Insertion loss > 20%) with an operating temperature of up to 130 °C.



Mechanical Specifications:



Notes:

1. The housing and circuit are silver-plated.
2. Tolerance  $\pm 0.2$  mm unless otherwise specified.
3. Co-planarity Specification: 0.1 mm maximum.
4. Part Number, Lot Code, and Port Designation are printed on the top side of device.
5. Part Number format shall be XXXXXXXX
6. Serial Number format shall be SSSSSS

Unit : Millimeters