

Travelling Merchant: _____

DATASHEET

Standard: DP7Y8000001

Plot			The Label
Drew	Audited	Approved	Stamp, please! Thanks!
Date: 2020.08.20			

Guangdong Dapu Telecom Technology Co.,Ltd

Bldg16,.N.Ind.Zone,SSL Industry Park, Dongguan City, Guangdong Province, China

TEL: 0086-0769-88010888 FAX: 0086-0769-81800098



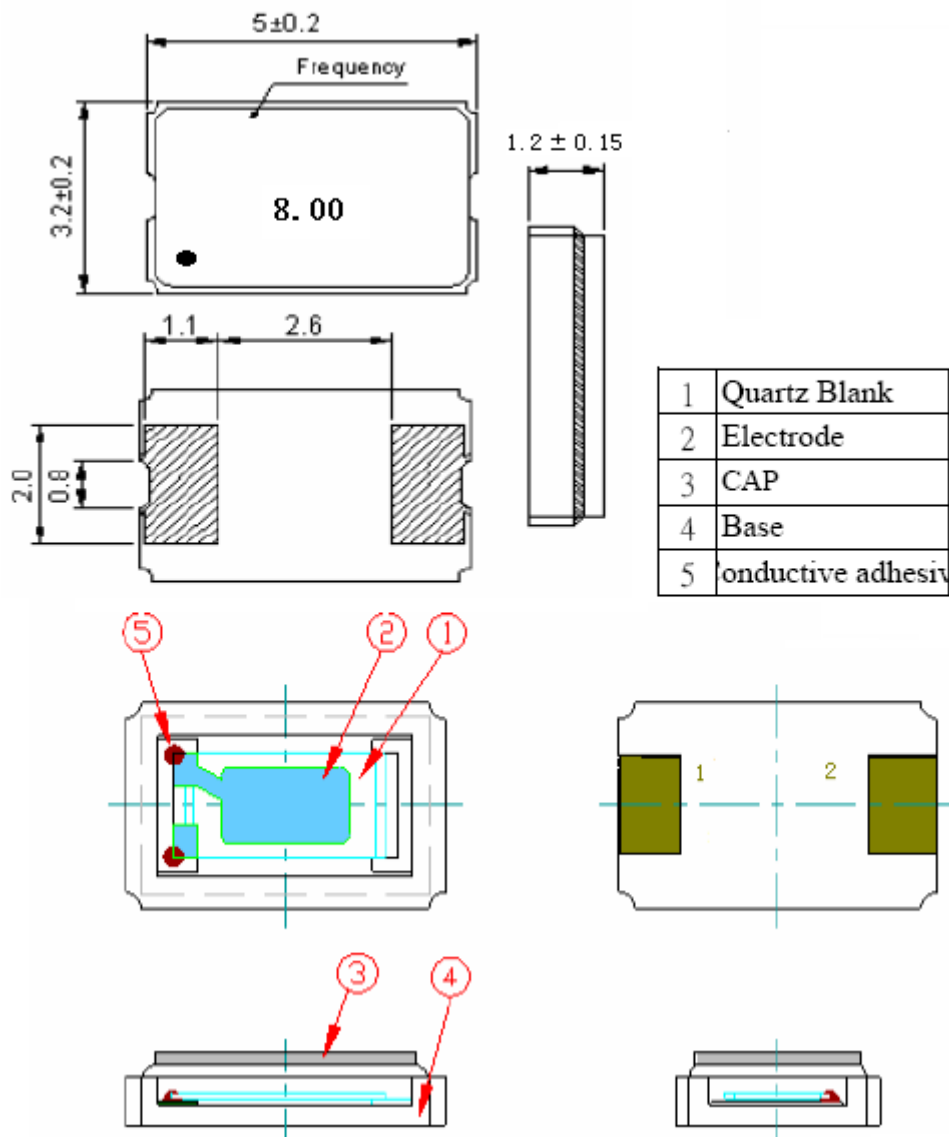
1、Electrical Parameters

MODEL: DP7Y8000001							
No.	Parameters	SYM.	Electrical Spec.				Notes
			Min.	Typ.	Max.	Units	
1	Nominal Frequency	FL	8.00			MHz	
2	Oscillation Mode	-	Fundamental				
3	Load Capacitance	CL	15			pF	
4	Frequency Tolerance	-	-20		+20	ppm	at 25°C ± 3°C
5	Frequency Stability	-	-30		+30	ppm	Over Operating Temp. Range (Reference 25°C)
6	Operating Temperature Range	-	-40	~	+85	°C	
7	Aging	-	-3		+3	ppm	1st Year
8	Drive Level	DL	-		100	uW	
9	Series Resonant Resistance	Rr	-	-	100	Ω	
10	Shunt Capacitance	C0	-	-	7	pF	
11	Insulation Resistance	-	500	-	-	MΩ	at DC 100V
12	Storage Temperature Range	-	-55	~	+125	°C	
13	Drop Test	Device are dropped from a height of 150 cm onto 2 mm thickness plate executing 3 times of random drops.					JIS C6701
14	Mechanical Shock	Device are shocked to half sine wave (1000 G) three mutually. perpendicular axes each 3 times. 0					MIL-STD-202F
15	Vibration	Frequency range		10 ~ 2000 Hz			MIL-STD-883E
		Amplitude		1.5 mm			
		Sweep time		20 minute			
		perpendicular axes each test time		2 hours			
16	SOLDERABILITY	MIL-STD-20E Method 208C					245±°C
		Temperature					H63A(Silver 2~3%)
		Material					0.5 mm minimum
		Immersion depth					3±0.5 seconds
		Immersion time					Rosin resin methyl
		Flux					Alcohol solvent(1:4)



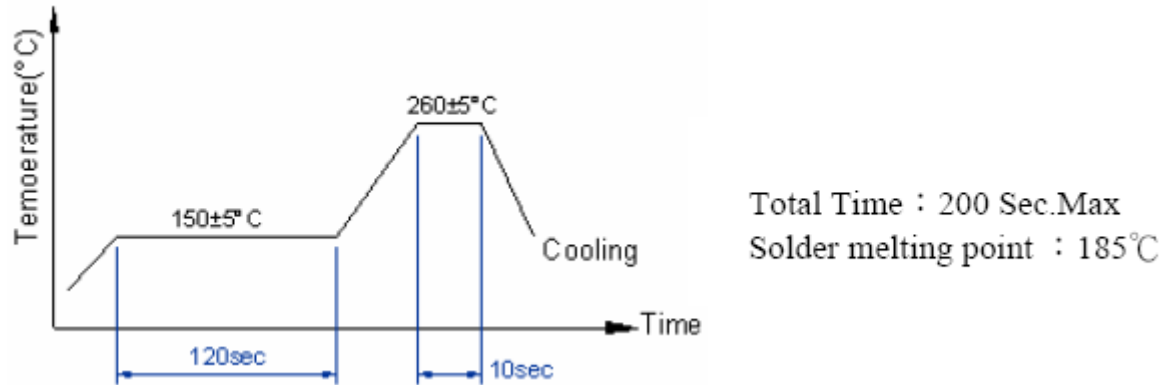
17	RESISTANCE TO SOLDDDERING HEAT	MIL-SLD-202, Method 210, Condition I or J10 sec immersion 260 ±5°C solder pot, above 180°C is 90~120 sec.
18	LOW TEMP.STORAGE	Leave at -55°C ±2°C for 1000±12 hours
19	HIGHT TEMP.STORAGE	Leave at -125°C ±2°C for 1000±12 hours
20	THERMAL SHOCK	Total 100cycles of the flowing temperature cycle

2、Mechanical Structure(mm)

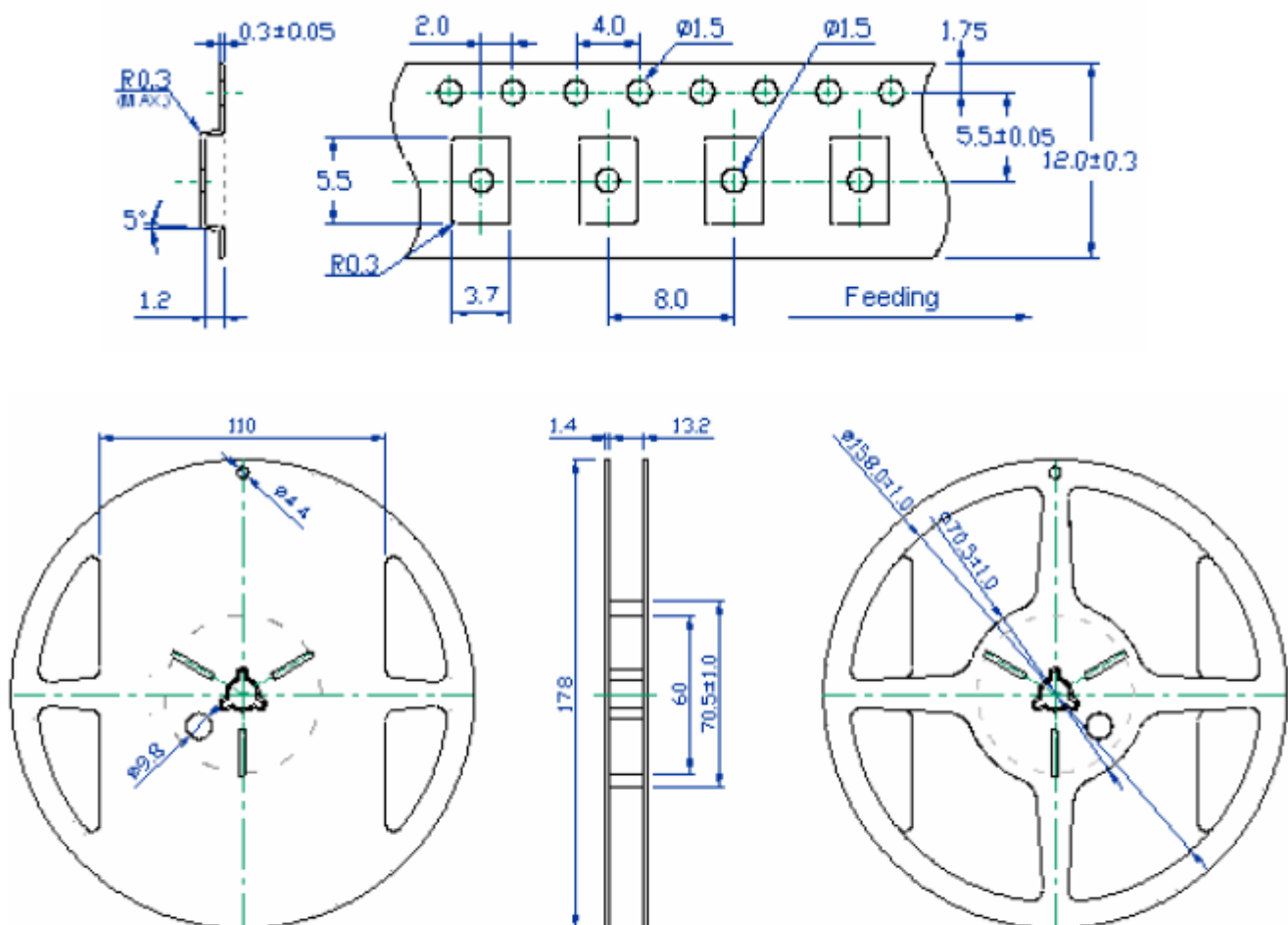




3、 Suggested ir reflow profile



4、 Package: Tape & Reel (mm)



1. 230mm minimum leader which consist of carrier and/or tape followed by a minimum of 160mm of empty carrier tape sealed with cover tape.
2. 160mm minimum trailer of empty carrier tape sealed with cover tape.