

Travelling Merchant: _____

DATASHEET

Standard: **DP8B32768**

Plot			The Label
Drew	Audited	Approved	FOR Stamp, please! Thanks!
Date: 2021.03.20			

Guangdong Dapu Telecom Technology Co.,LTD

Building 5, No.24, Industrial Road East, Songshanhu Park, Dongguan, Guangdong, P.R. China

TEL: 0086-0769-88010888 FAX: 0086-0769-81800098



1、 Electrical Parameters

MODEL: DP8B32768							
No.	Parameters	SYM.	Electrical Spec.			Units	Notes
1	Nominal Frequency	FL	32.768			KHz	
2	Oscillation Mode	-	Fundamental			-	
3	Load Capacitance	CL	6	7	12.5	pF	
4	Frequency Tolerance	-	±20			×10 ⁻⁶	at 25°C±3°C
5	Parabolic Coefficient	-	Max. -0.04			PPM/°C ²	
6	Operating Temperature	-	-40~+85			°C	
7	Storage Temperature Range	-	-55~+105			°C	
8	Aging	-	±3			×10 ⁻⁶	Per year
9	Drive Level	DL	0.1 uW ±20% (Max. 0.5)			uW	
10	Equivalent Series Resistance	Rr	Max. 80	Max. 80	Max. 90	KΩ	
11	Shunt Capacitance C0	C0	Typ. 1.3			pF	
12	Insulation Resistance	-	Min. 500			MΩ	at DC 100V
13	Specification Number	-	DP8B32 768003	DP8B32 768002	DP8B32 768001	-	Product Number for order
14	ESD Level	Human Body Model, class2: 2000V to 4000V; ANSI/ESDA/JEDEC JS-001-2010					
		Machine Model, class B: 200V to 400V; JEDEC JESD22-A115C.					
15	Moisture Sensitivity Level	Level 2					
16	Vibration	Test Condition: 0.75mm ;acceleration: 10g; 10Hz~2000Hz, one cycle per 30 min, test 2 hour. (3 times for each 3 directions X, Y, Z). IEC 68-2-06 Test Fc.					
17	Shock	100g; 6ms; half sine wave (3 times for each 3 directions X, Y, Z), IEC 68-2-27 Test Ea/Severity 50A.					



2、 Mechanical Structure(mm)

2.1. DIMENSIONS

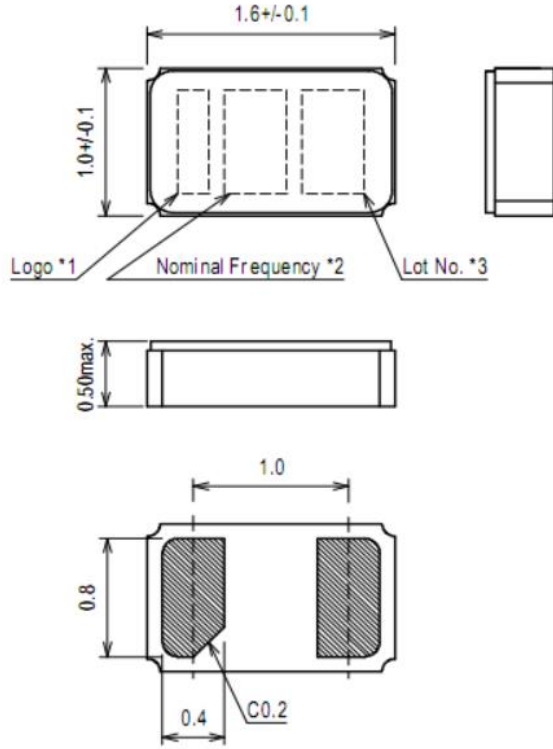


Fig.-1

unit : mm

Tolerance ± 0.1

Marking should be printed as follows:

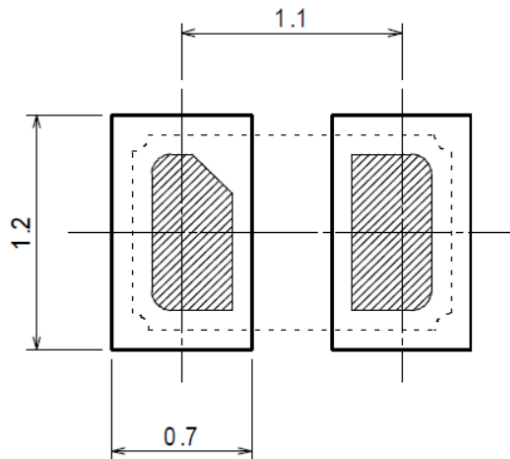
Logo(*1),Nominal Frequency(*2),Lot No.(*3)

*1 Manufacturer logo.

*2 Frequency Code: A 32.768KHz.

*3 Lot Code

2.2. LAND PATTERN(REFERENCE)





3、 Package: Tape & Reel (mm)

3.1. Dimensions of Emboss carrier tape

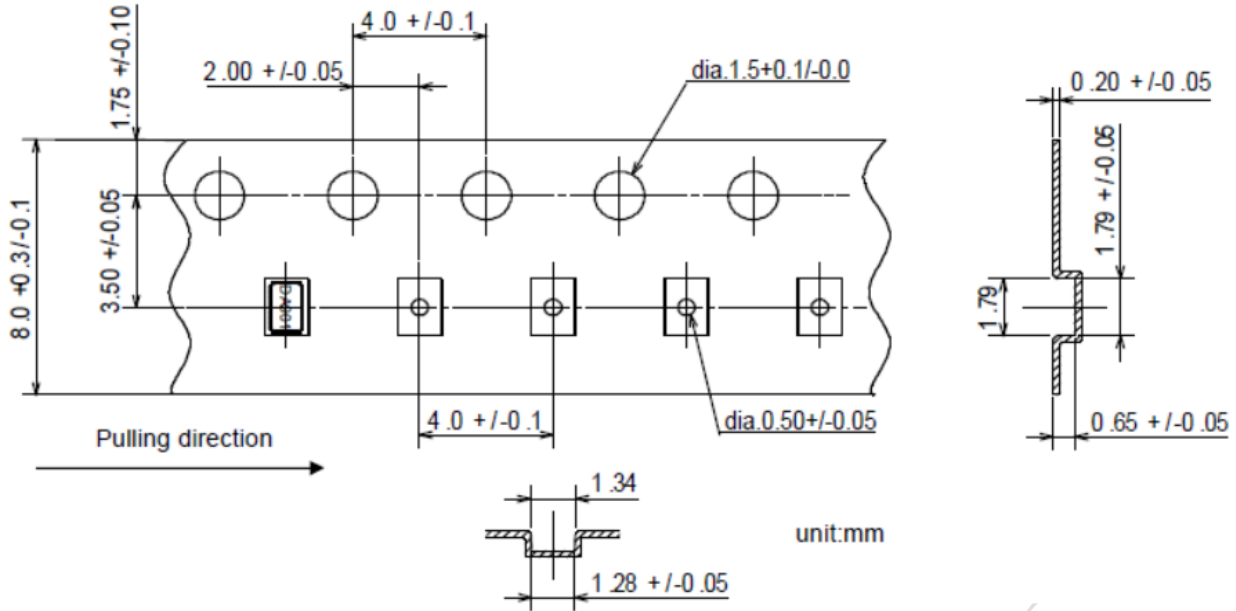


Fig.-2

3.2. Dimensions of tape reel

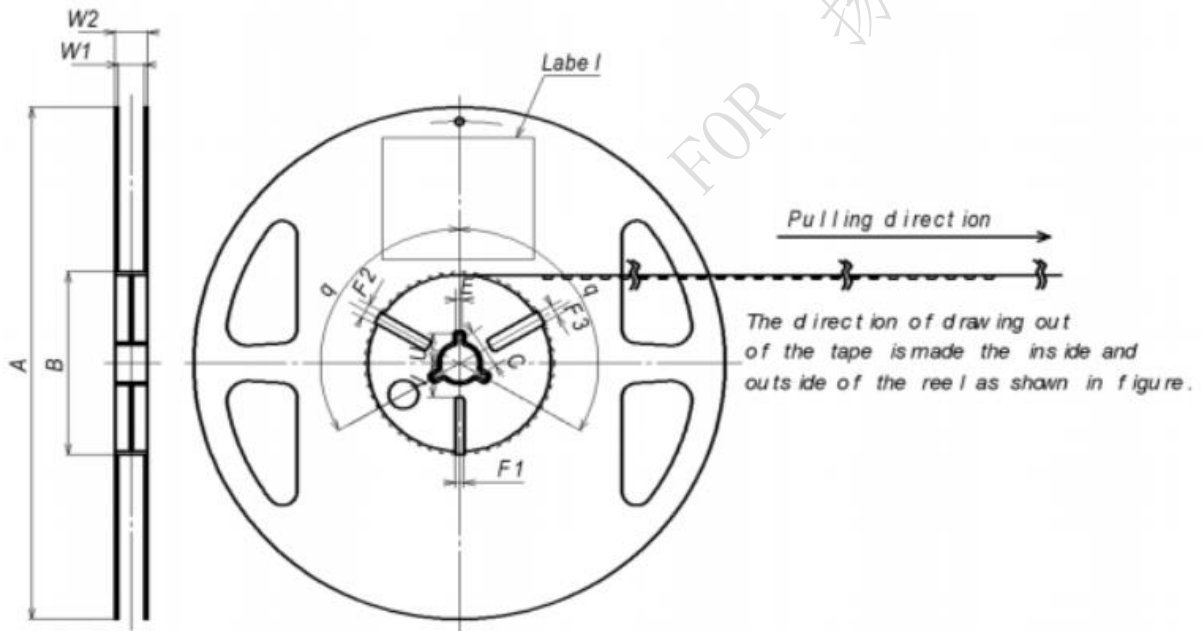


Fig.-3



Table-1

unit:mm

Item		Mark	Dimensions / Angle	
Flange	Diameter	A	$\Phi 180 +0 -3.0$	
	Inside width	W1	9.0 ± 0.3	
	Outside width	W2	11.4 ± 1.0	
Center Core	Out Line diameter		B	$\Phi 60 +1.0 -0$
	Center core slit	Width	F1	3.0 ± 0.2
			F2	4.0 ± 0.2
			F3	5.0 ± 0.2
		Length	V	11.9
		Position	q	120 °
	Spindle diameter		C	$\Phi 13 \pm 0.2$
	key Seats	Width	E	2.0 ± 0.5
		Length	U	10.5 ± 0.4
		Position	q	120 °
Indication of type		Sticker label on one side of flange		

FOR 扬州万方