

Travelling Merchant: _____

DATASHEET

Standard: T75B-M319-30.00MHz

Plot			The Label
Drew	Audited	Approved	Stamp, please! Thanks!
Date: 2010-01-19			

Guangdong Dapu Telecom Technology Co.,Ltd

Bldg13,.N.Ind.Zone,SSL Industry Park, Dongguan City, Guangdong Province, China

TEL: 0086-0769-88010888 FAX: 0086-0769-81800098



The Parameter of Product

MODEL: T75B-M319-30.00MHz

1. Output

1.1. Frequency	30.00MHz
1.2. Waveform	HCMOS
	$V_{OH} \geq 2.7V, V_{OL} \leq 0.4V$
1.3. Duty Cycle	45%~55% @ 50%
1.4. Rise / Fall Time(10%~90%)	$\leq 5ns$
1.5. Load	15pF

2. Frequency Stabilities

2.1. Tolerance vs. Temperature Range	$\leq \pm 3.0 \times 10^{-6}$ @ -40°C ~ +85°C ref. to 25°C
2.2. Initial Tolerance	$\leq \pm 1.0 \times 10^{-6}$ @ 25°C
2.3. Aging	$\leq \pm 2.0 \times 10^{-8}$ /day $\leq \pm 1.5 \times 10^{-6}$ / first year

3. Power Supply

3.1. Operating Voltage	3.3Vdc(unalterable)
------------------------	---------------------

4. Current

4.1. Operating Current	4mA(Typical)
------------------------	--------------

5. Phase Noise (Typical)

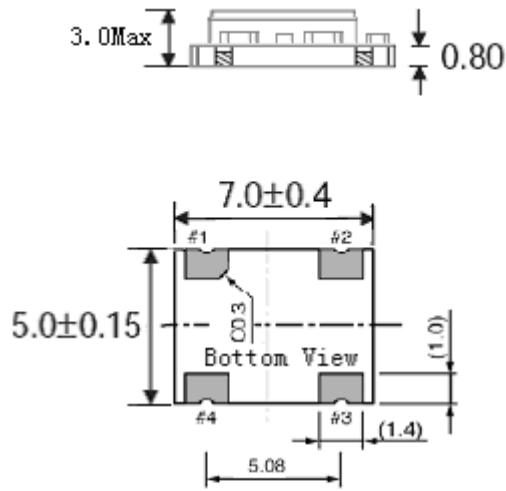
5.1. 10Hz	-70dBc/Hz
5.2. 100Hz	-100dBc/Hz
5.3. 1KHz	-128dBc/Hz
5.4. 10KHz	-142dBc/Hz
5.5. 100KHz	-145dBc/Hz

6. Environmental Conditions

6.1. Operable Temperature Range	-40°C to +85°C
6.2. Storage Temperature Range	-55°C to +125°C
6.3. Vibration	Test Condition: 0.75mm ;acceleration:10g;50Hz~ 2000Hz, one cycle per 30 min, test 2 hour. (3 times for each 3 directions X , Y , Z)
6.4. Shock	100g; 11ms; half sine wave (3 times for each 3 directions X , Y , Z),IEC 68-2-27 Test Ea/Severity 50A.
6.5. Drop	Test Condition: free drop on steel-made surface or rigid planes from a height of 100cm,IEC 68-2-32.



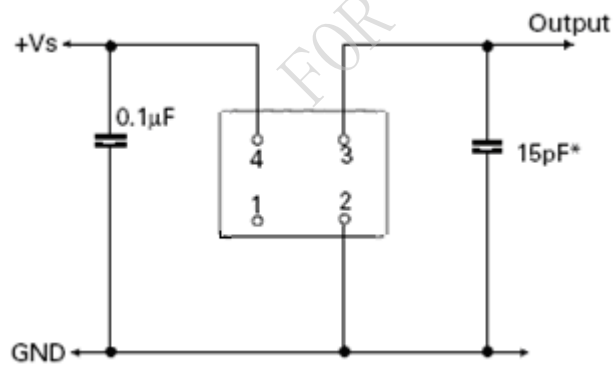
7. Mechanical Structure(mm)



Pin Connections

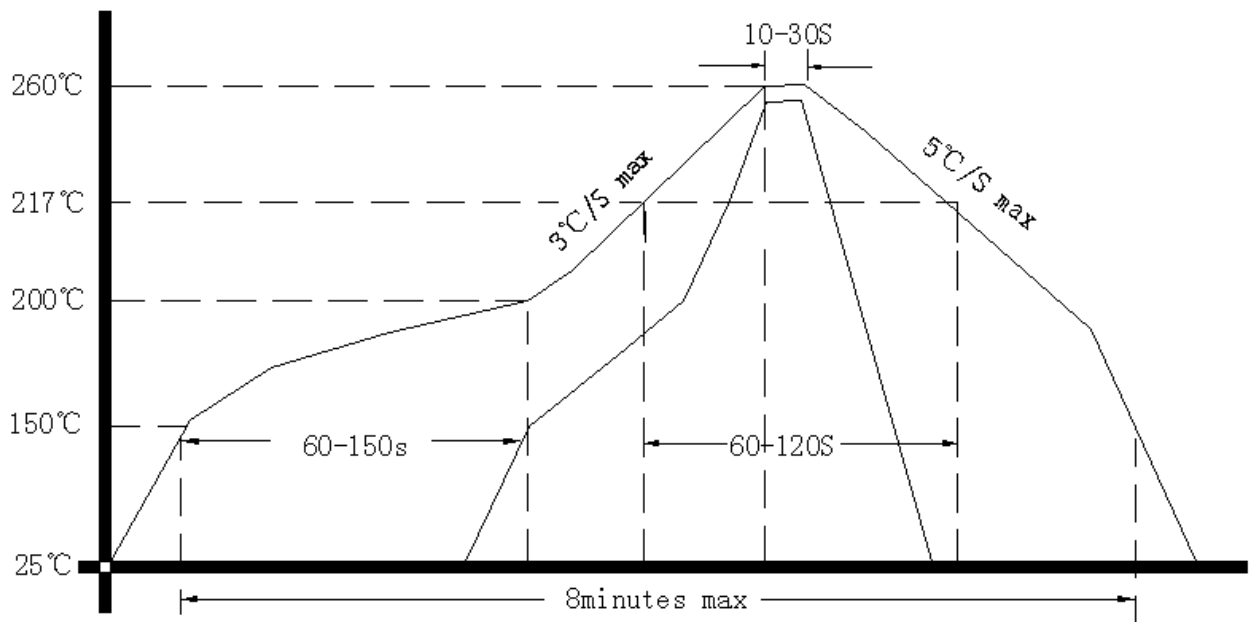
#1	NC
#2	GND
#3	Output
#4	Vcc

8. Test circuit





9. Reflow Soldering Curve (RoHS)



10. Package: Tape & Reel (mm)

