

Travelling Merchant: _____

DATASHEET

Standard: DP7M24000013JSX122400117

Plot			The Label
Drew	Audited	Approved	Stamp, please! Thanks!
Date: 2015.03.06			

Guangdong Dapu Telecom Technology Co.,Ltd

Bldg13-16,.N.Ind.Zone,SSL Industry Park, Dongguan City, Guangdong Province, China

TEL: 0086-0769-88010888 FAX: 0086-0769-81800098

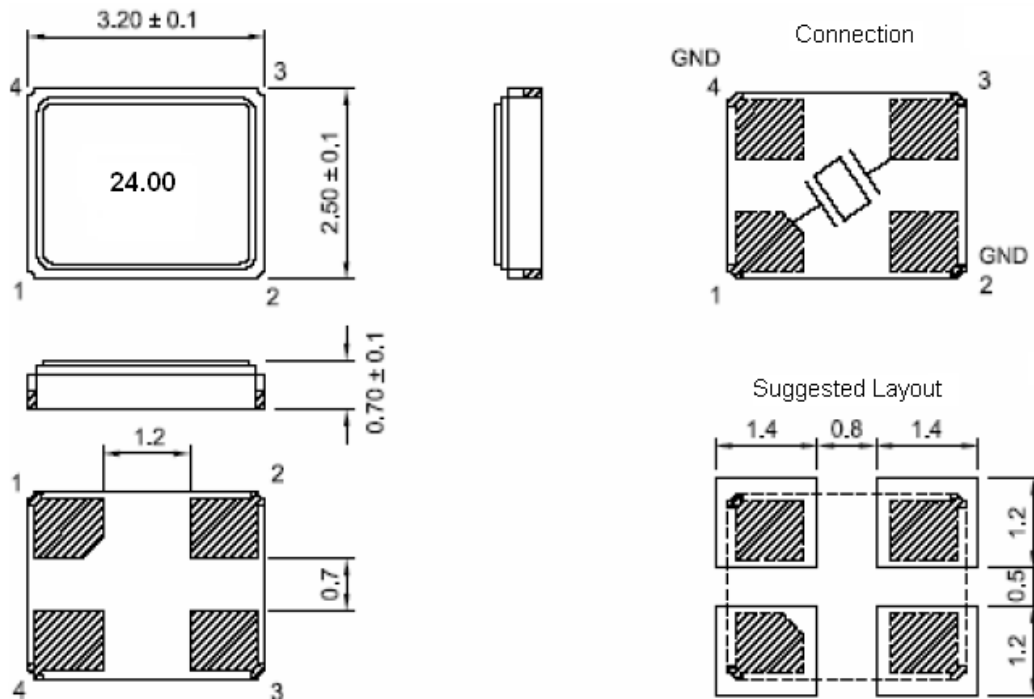


1、 Electrical Parameters

MODEL: DP7M2400013							
No.	Parameters	SYM.	Electrical Spec.				Notes
			Min.	Typ.	Max.	Units	
1	Nominal Frequency	FL	24.00			MHz	Original frequency
2	Oscillation Mode	-	Fundamental			-	
3	Load Capacitance	CL	15			pF	
4	Frequency Tolerance	-	-20		+20	$\times 10^{-6}$	at 25°C± 3°C
5	Frequency Stability	-	-20		+20	$\times 10^{-6}$	With working temperature
6	Operating Temperature	-	-40	~	+85	°C	
7	Storage Temperature Range	-	-55	~	+125	°C	
8	Aging	-	-3		+3	$\times 10^{-6}$	First Year
9	Drive Level	DL	-	-	100	uW	
10	Effective Resistance Rr	Rr	-	-	60	Ω	
11	Shunt Capacitance C0	C0	-	-	2	pF	
12	Insulation Resistance	-	500	-	-	MΩ	at DC 100V
13	ESD Level	Human Body Model,class2: 2000V to 4000V; ANSI/ESDA/JEDEC JS-001-2010					
		Machine Model, class B: 200V to 400V; ANSI/ESDA/JEDEC JS-001-2010					
14	Moisture Sensitivity Level	Level 2					
15	Vibration	Test Condition: 0.75mm ;acceleration:10g;10Hz~2000Hz, one cycle per 30 min, test 2 hour. (3 times for each 3 directions X ,Y , Z). IEC 68-2-06 Test Fc.					
16	Shock	100g; 6ms; half sine wave (3 times for each 3 directions X ,Y , Z),IEC 68-2-27 Test Ea/Severity 50A.					

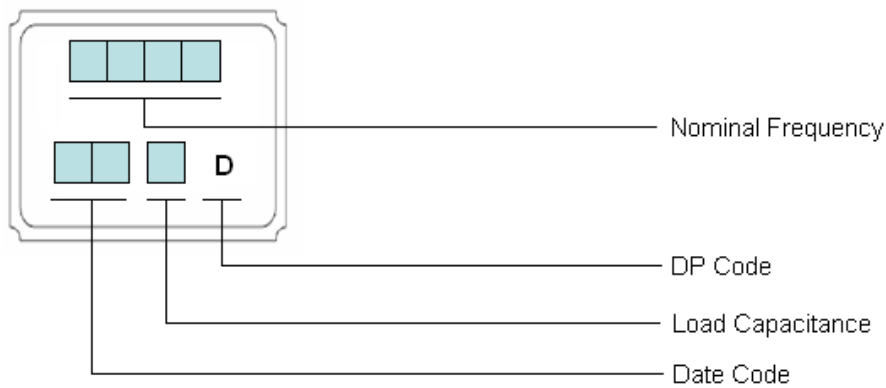


2、Mechanical Structure(mm)



Note: Tolerance $\pm 0.2\text{mm}$

3、Marking:



Load Capacitance:

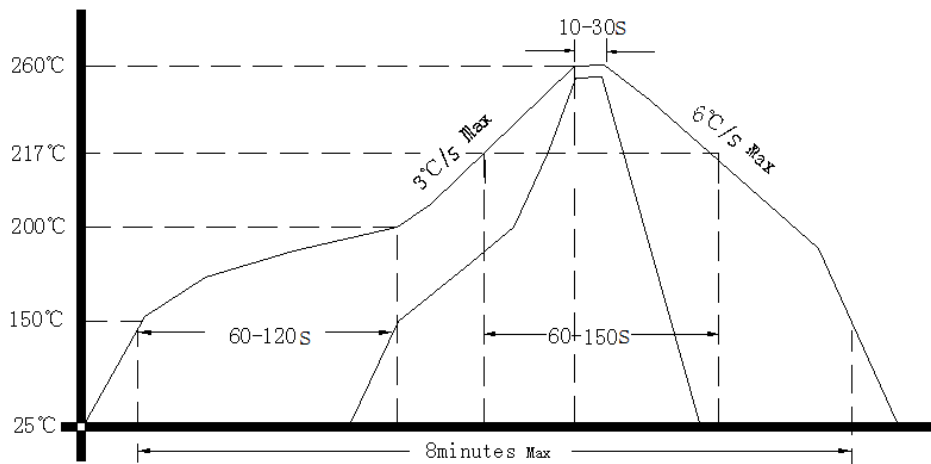
Code	A	B	C	D	E	F	G	H	J
Load Capacitance	5.7	10	12	12.5	15	16	18	20	22
Code	K	M	N	S	R	T	V	W	P
Load Capacitance	27	30	32	∞	8	7	9	13	Other

Date Code:

Month	1	2	3	4	5	6	7	8	9	10	11	12
Code	A	B	C	D	E	F	G	H	K	M	N	P
Year	2008	2009	2010	2011	2012	2013	2014	2015	2016	2017	2018	2019
Code	a	b	c	d	e	f	g	h	k	m	n	p



4、 Reflow Soldering Curve (RoHS)



5、 Package: Tape & Reel (mm)

