

Travelling Merchant: \_\_\_\_\_

# DATASHEET

Standard: DP7M25000003

Plot			The Label
Drew	Audited	Approved	Stamp, please! Thanks!
Date: 2017.11.20			

## Guangdong Dapu Telecom Technology Co.,Ltd

Bldg13-16,.N.Ind.Zone,SSL Industry Park, Dongguan City, Guangdong Province, China

TEL: 0086-0769-88010888 FAX: 0086-0769-81800098

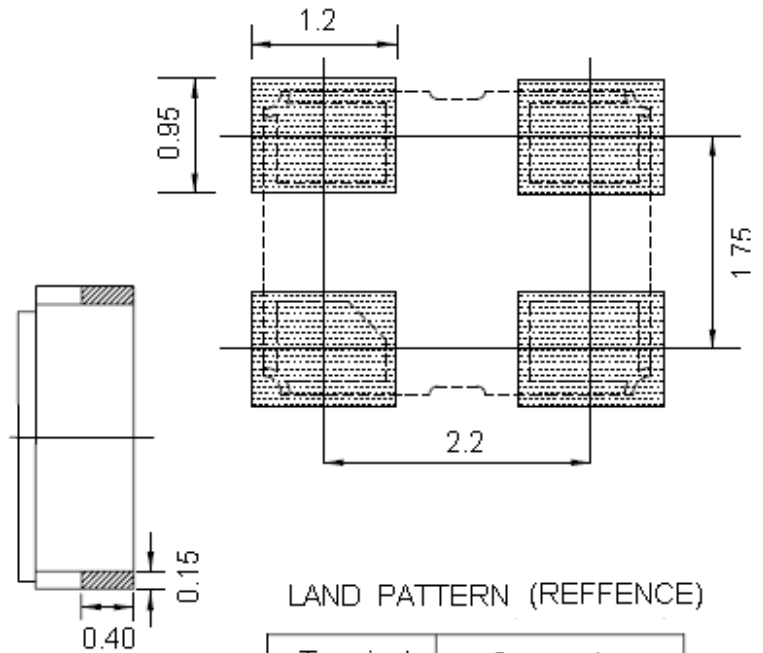
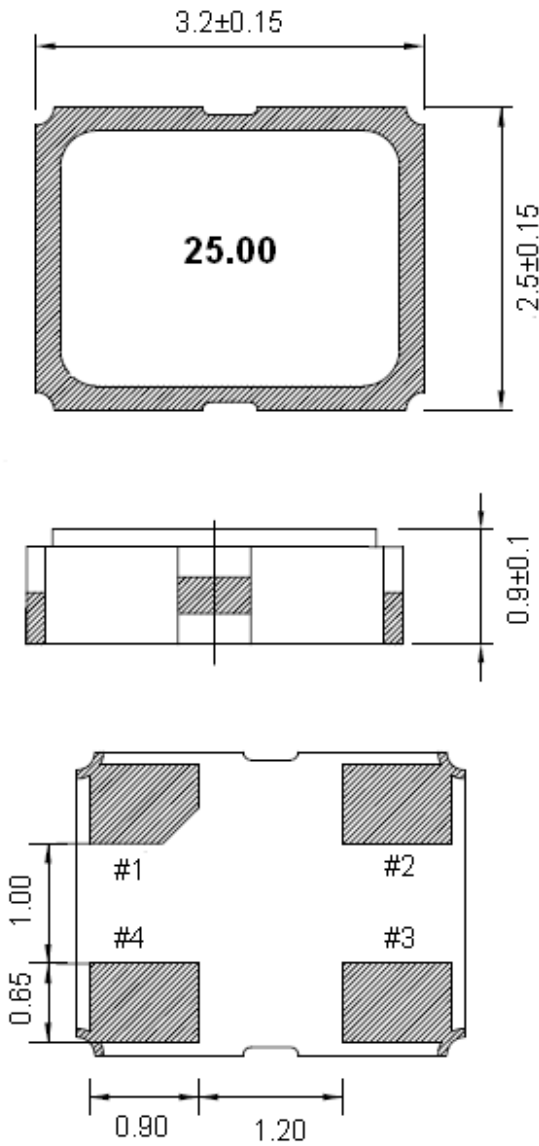


## 1、 Electrical Parameters

MODEL: DP7M2500003							
No.	Parameters	SYM.	Electrical Spec.				Notes
			Min.	Typ.	Max.	Units	
1	Nominal Frequency	FL	25.00			MHz	
2	Output Waveform	-	HCMOS				
3	Supply Voltage	Vcc	3.135	3.3	3.465	V	
4	Rise/Fall Time (10%~90%)	-	-	-	3	nS	
5	Output Load	-	15pF			-	
6	Frequency Tolerance	-	-30	-	+30	$\times 10^{-6}$	@25 $\pm$ 3 $^{\circ}$ C
7	Frequency Stability	-	-30	-	+30	$\times 10^{-6}$	T <sub>A</sub> varied from-20 $^{\circ}$ C to70 $^{\circ}$ C , measurement referenced to frequency observed with T <sub>A</sub> = 25 $^{\circ}$ C, V <sub>cc</sub> = 3.3V, O <sub>load</sub> = 15pF.
8	Operating Temperature Range	-	-20	~	+70	$^{\circ}$ C	
9	Storage Temperature	-	-55	~	+125	$^{\circ}$ C	
10	Input Current	Icc	-	-	13	mA	CL=15pF
11	Duty Cycle	-	45	50	55	%	@1.65V
12	Start Time	-	-	-	10	ms	@+3.135V
13	Fan out	-	-	10	-	TTL	
14	Tri-state(standby function)	Vih	2.97	-	-	V	Oscillation Enable
15	Tri-state(standby function)	Vil	-	-	0.33	V	Oscillation Disable
16	Output Level Logic 1	Voh	2.97	-	-	V	
17	Output Level Logic 0	Vol	-	-	0.33	V	
18	Aging	-	-3	-	+3	$\times 10^{-6}$	PER YEAR (AT25 $^{\circ}$ C $\pm$ 5 $^{\circ}$ C)
19	Phase jitter	-	-	-	1.5	pS	Phase Jitter $\phi_j$ Intergrated 12KHz to20MHz
20	ESD Level	Human Body Model,class2: 2000V to 4000V; ANSI/ESDA/JEDEC JS-001-2010.					
		Machine Model, class B: 200V to 400V; ANSI/ESDA/JEDEC JS-001-2010.					
21	Moisture Sensitivity Level	Level 2.					
22	Vibration	Test Condition: 0.75mm ;acceleration:10g;10Hz~2000Hz, one cycle per 30 min, test 2 hour. (3 times for each 3 directions X ,Y , Z) .IEC 68-2-06 Test Fc.					
23	Shock	100g; 6ms; half sine wave (3 times for each 3 directions X ,Y, Z ),IEC 68-2-27 Test Ea/Severity 50A.					



## 2、Mechanical Structure(mm)



LAND PATTERN (REFERENCE)

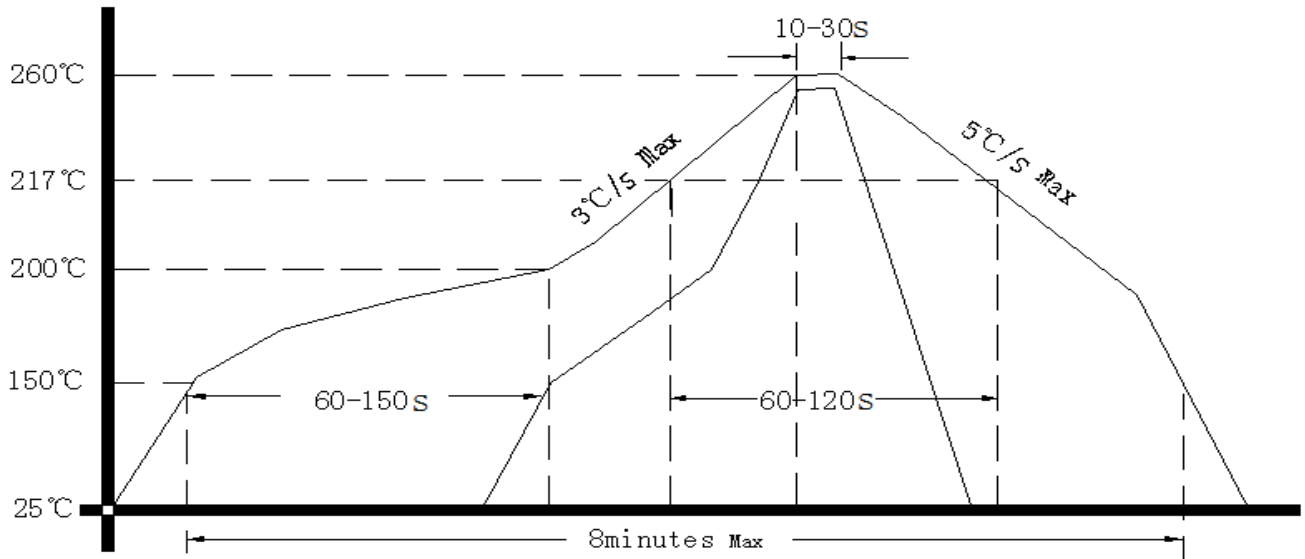
Terminal	Connection
#1	Tri—state or N.C
#2	GND
#3	OUTPUT
#4	VCC

Tri—state Function	
Tri—state pin	Output
High or Floating	Active
Low	Hi-Impedance

**Note1:** Tolerance ±0.2mm



### 3、 Reflow Soldering Curve (RoHS)



### 4、 Package: Tape & Reel (mm)

