

Customer Code : _____

DATASHEET

DAPU P/N: DP7X1000003Y32NNM10000

Plot			The Label
Drew	Audited	Approved	Stamp, please! Thanks!
Date: 2019.06.24			

Guangdong Dapu Telecom Technology Co.,Ltd

Bldg16,.N.Ind.Zone,SSL Industry Park, Dongguan City, Guangdong Province, China

TEL: 0086-0769-88010888 FAX: 0086-0769-81800098

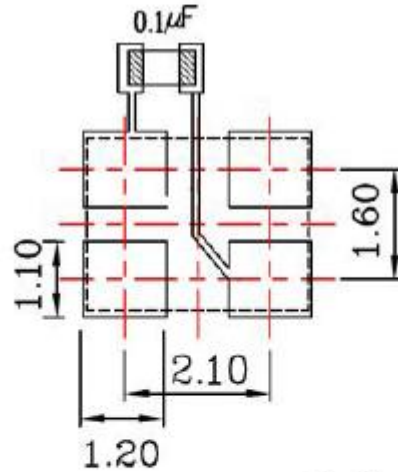
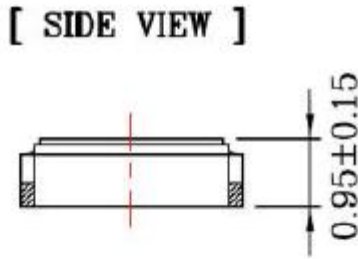
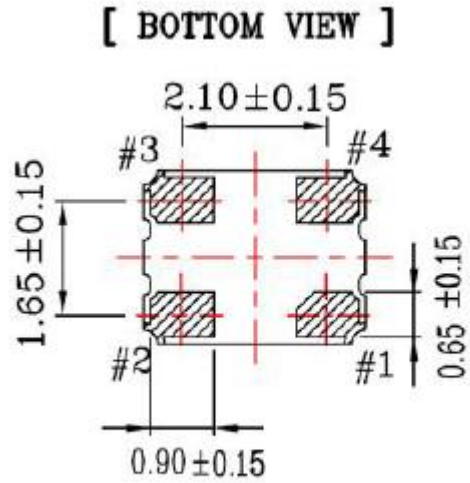
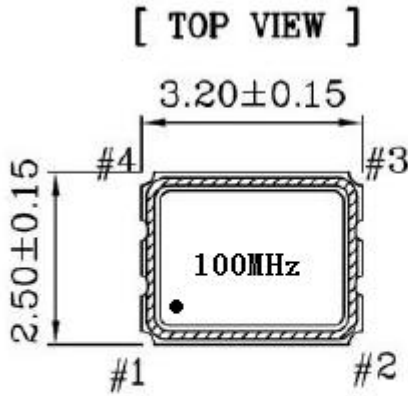


1、Electrical Parameters

MODEL: DP7X1000003							
No.	Parameters	SYM.	Electrical Spec.				Notes
			Min.	Typ.	Max.	Units	
1	Nominal Frequency	FL	100.00			MHz	
2	Output Waveform		CMOS				
3	Frequency Stability	-	-30		+30	$\times 10^{-6}$	
4	Operating Temperature	Topr	-40	~	+85	°C	
5	Storage Temperature	Tstg	-55	~	+125	°C	
6	Supply Voltage	VDD	3.15	3.3	3.45	V	
7	Input Current	Icc	-	-	15	mA	At maximum supply voltage
8	Output Load	CL			15	pF	
9	Aging	-	-3	-	+3	$\times 10^{-6}/\text{yr}$.	1st. Year at 25°C
10	Output Voltage High	VoH	2.8	-	-	V	
11	Output Voltage Low	Vol	-	-	0.33	V	
12	Output Symmetry	-	45	50	55	%	
13	Rise Time	Tr	-	-	2	ns	
14	Fall Time	Tf	-	-	2	ns	
15	Start-up Time	Tosc	-	-	2	ms	
16	Enable Control	-	Yes			-	Pin 1
17	Output Enable	V _{HI}	2.31 or Floating			V	
18	Output Disable	V _{LO}			0.99	V	
19	Phase Noise	-		-60		dBc/Hz	10Hz
				-90			100Hz
				-120			1KHz
				-140			10KHz
				-150			100KHz
20	ESD Level	Human Body Model,class2: 2000V to 4000V; ANSI/ESDA/JEDEC JS-001-2010.					
		Machine Model, class B: 200V to 400V; ANSI/ESDA/JEDEC JS-001-2010.					
21	Moisture Sensitivity Level	Level 2.					
22	Vibration	Test Condition: 0.75mm ;acceleration:10g;10Hz~2000Hz, one cycle per 30 min, test 2 hour. (3 times for each 3 directions X , Y , Z) .IEC 68-2-06 Test Fc.					
23	Shock	100g; 6ms; half sine wave (3 times for each 3 directions X , Y , Z),IEC 68-2-27 Test Ea/Severity 50A.					
24	Full Package Storage	Relative humidity (%)				20%~70%	
		Temperature (°C)				-10~35°C	



2、 Mechanical Structure(mm)

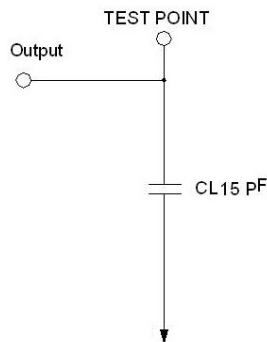


Pin	Function
#1	Tri-State
#2	GND
#3	Output
#4	V _{DD}

Unit:mm

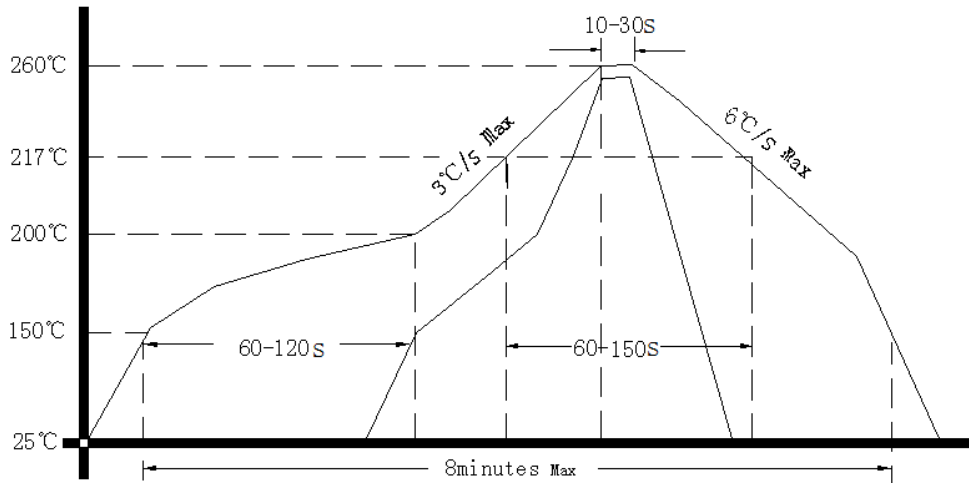
☆ To ensure optimal oscillator performance, Place a by-pass capacitor of 0.1µF as close to the part as possible between VDD and GND pads.

3、 Test Circuit





4、 Reflow Soldering Curve (RoHS)



5、 Package: Tape & Reel (mm)

