

Travelling Merchant: _____

DATASHEET

Standard: T32-R512-30.72MHz

Plot			The Label
Drew	Audited	Approved	Stamp, please! Thanks!
Date:			

Guangdong Dapu Telecom Technology Co.,Ltd

Bldg13-16,.N.Ind.Zone,SSL Industry Park, Dongguan City, Guangdong Province, China

TEL: 0086-0769-88010888 FAX: 0086-0769-81800098



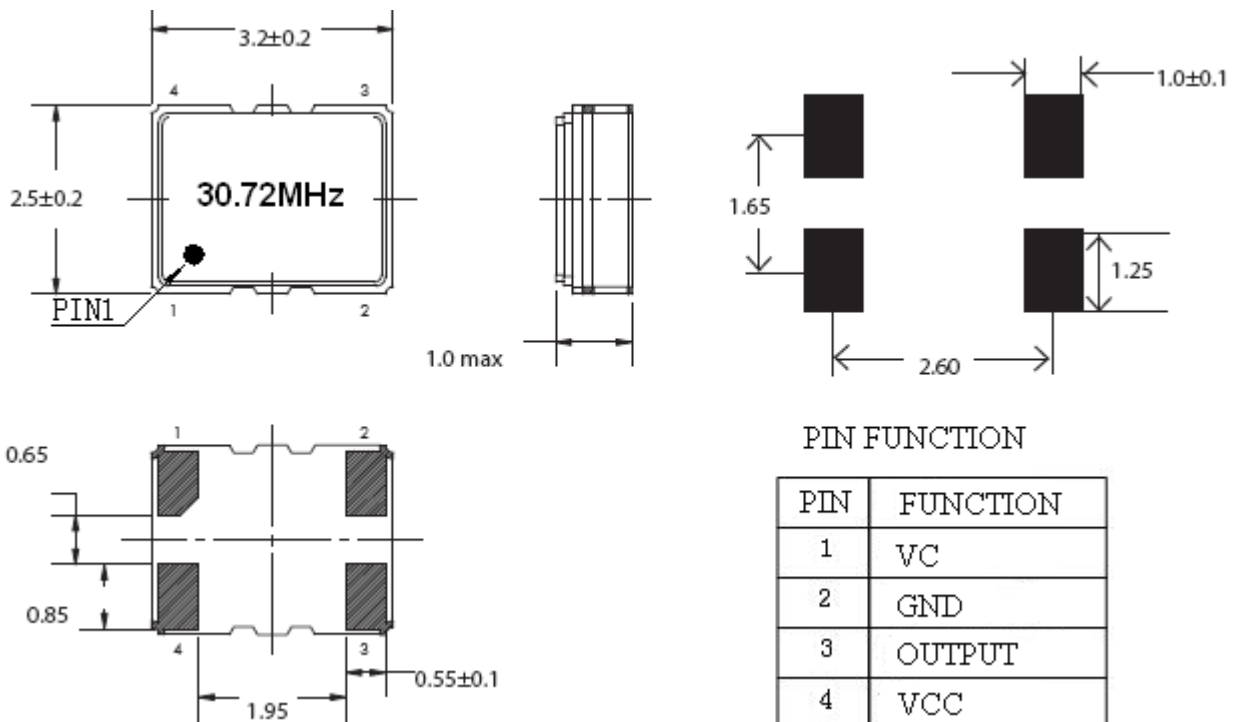
1、 Electrical Parameters

MODEL: T32-R512-30.72MHz						
Item	Description	Parameters			Unit	Test Condition
		Min.	Typ.	Max.		
Output	Frequency	30.72			MHz	
	Output Waveform	Clipped Sine Wave				
	Vp-p	0.8			V	
	Load	10KΩ//10pF				
	Start-up Time			10	ms	
Frequency Stabilities	Frequency Tolerance vs. Operating Temperature Range	-1		+1	ppm	T _A varied from -30°C to 85°C, measurement referenced to frequency observed with T _A =25°C, V _{cc} =3.3V, V _c =1.5V, O _{load} =10K//10pF.
	Nominal Frequency Tolerance	-1		+1	ppm	Measurement referenced to frequency observed with T _A =25°C, V _{cc} =3.3V, V _c =1.5V and after 5s of operation, within 30 days after ex-works.
	Frequency Tolerance vs. Supply Voltage	-0.2		+0.2	ppm	measurement referenced to frequency observed T _A =25°C, V _{cc} varied from 3.13V to 3.47V, V _c =1.5V and O _{Load} =10KΩ//10pF.
	Frequency Tolerance vs. Load	-0.2		+0.2	ppm	5% load change measurement referenced to frequency observed with T _A =25°C, V _{cc} =3.3V, V _c =1.5V and O _{Load} =10KΩ//10pF .
	Aging Tolerance Per Day	-0.02		+0.02	ppm	T _A =25°C, V _{cc} =3.3V, V _c =1.5V and after 1h of operation.
	Aging Tolerance 1 Year	-1		+1	ppm	
Power Supply	Operating Current			2	mA	@25°C, V _{cc} =3.3V, V _c =1.5V, O _{Load} =10KΩ//10pF
	Supply Voltage	3.13	3.3	3.47	V	
Voltage Control	Frequency tuning range			-8	ppm	V _c =0.5V. measurement referenced to V _c =1.5V
		-1		+1	ppm	V _c =1.5V. measurement referenced to Exactly 30.72MHz
		+8			ppm	V _c =2.5V. measurement referenced to V _c =1.5V
	Linearity			10	%	
	Slope	Positive				
	Input Impedance	500			KOhm	



Phase Noise	Phase Noise		-90		dBc/Hz	10Hz
			-115			100Hz
			-138			1KHz
			-150			10KHz
			-150			100KHz
Environmental Conditions	Operable Temperature	-30		+85	°C	
	Storage Temperature	-55		+90	°C	
	Vibration	Test Condition: 0.75mm ;acceleration: 10g;10Hz~2000Hz, one cycle per 30 min, test 2 hour. (3 times for each 3 directions X ,Y , Z), IEC 68-2-06 Test Fc.				
	Shock	100g; 6ms; half sine wave (3 times for each 3 directions X ,Y , Z),IEC 68-2-27 Test Ea/Severity 50A.				

2、 Mechanical Structure(mm)

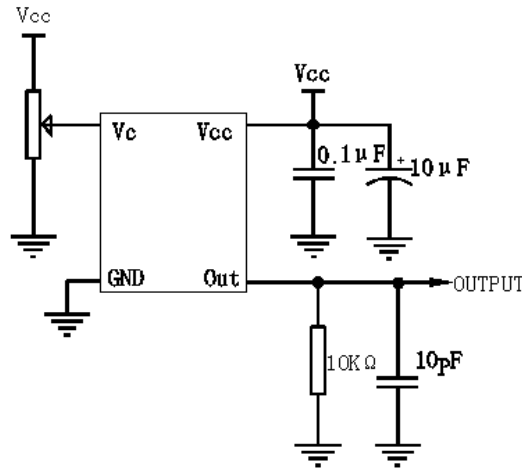


Note1: Tolerance ±0.1mm without mark

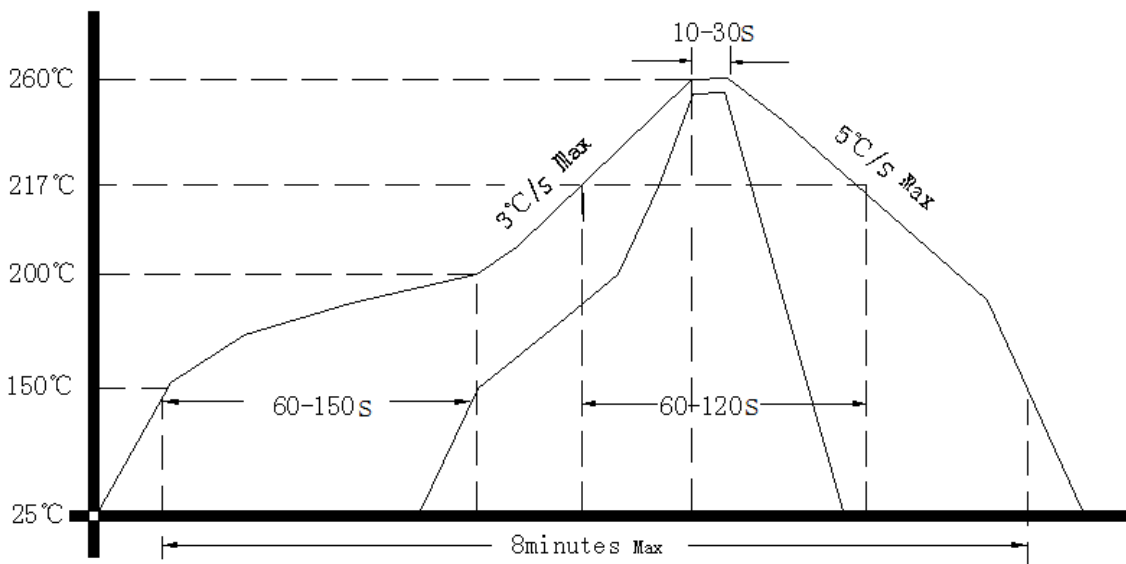
Note2: Referential Weight 0.1g



3、 Test Circuit



4、 Reflow Soldering Curve (RoHS)



5、 Package: Tape & Reel (mm)

