

Travelling Merchant: _____

DATASHEET

Standard: **T75B-H319-16.384MHz**

P/N: _____

| Plot | | | The Label |
|------------------|---------|----------|------------------------|
| Drew | Audited | Approved | Stamp, please! Thanks! |
| | | | |
| Date: 2014.11.13 | | | |

Guangdong Dapu Telecom Technology Co.,Ltd

Bldg13-16,.N.Ind.Zone,SSL Industry Park, Dongguan City, Guangdong Province, China

TEL: 0086-0769-88010888 FAX: 0086-0769-81800098



1. Electrical Parameters

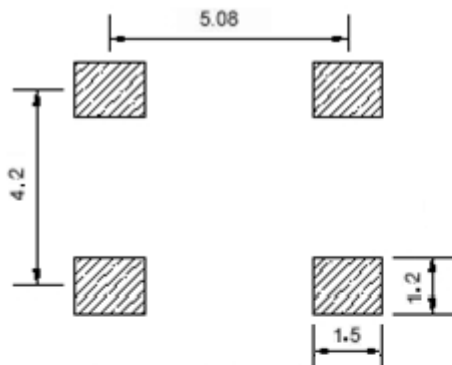
| MODEL: T75B-H319-16.384MHz | | | | | | |
|----------------------------|--|------------|------|-------|------------------|--|
| Item | Description | Parameters | | | Unit | Test Condition |
| | | Min. | Typ. | Max. | | |
| Output | Frequency | 16.384 | | | MHz | |
| | Output Waveform | HCMOS | | | | |
| | Output Low Voltage | | | 0.4 | V | $V_{cc}=3.3V, O_{load}=15\text{ pF}$ |
| | Output High Voltage | 2.4 | | | V | $V_{cc}=3.3V, O_{load}=15\text{ pF}$ |
| | Duty Cycle | 45 | 50 | 55 | % | @50% |
| | Rise / Fall Time (10%~90%) | | | 5 | ns | @25°C |
| | Load | 15 | | | pF | |
| Frequency Stabilities | Frequency Tolerance vs. Operating Temperature Range | -2 | | +2 | $\times 10^{-6}$ | T_A varied from -40°C to 85°C, measurement referenced to frequency observed with $T_A = 25^\circ\text{C}$, $V_{cc}=3.3V$, $O_{load}=15\text{ pF}$, temperature variable speed less than 2°C per minute. |
| | Initial Frequency Tolerance | -1 | | +1 | $\times 10^{-6}$ | Measurement referenced to frequency observed with $T_A=25^\circ\text{C}$, $V_{cc}=3.3V$ within 30 days after ex-works. |
| | Frequency Tolerance vs. Supply Voltage | -0.2 | | +0.2 | $\times 10^{-6}$ | measurement referenced to frequency observed $T_A=25^\circ\text{C}$, V_{cc} varied from 3.13V to 3.47V, and $O_{Load}=15\text{ pF}$. |
| | Frequency Tolerance vs. Load | -0.2 | | +0.2 | $\times 10^{-6}$ | 5% load change measurement referenced to frequency observed with $T_A=25^\circ\text{C}$, $V_{cc}=3.3V$, $O_{Load}=15\text{ pF}$. |
| | Aging Tolerance Per Day | -0.02 | | +0.02 | $\times 10^{-6}$ | $T_A=25^\circ\text{C}$, $V_{cc}=3.3V$, and after 1h of operation. |
| | Aging Tolerance 1 Year | -1 | | +1 | $\times 10^{-6}$ | |
| Power Supply | Current Consumption | | | 4 | mA | @25°C, $V_{cc}=3.3V$, $O_{Load}=15\text{ pF}$. |
| | Supply Voltage | 3.13 | 3.3 | 3.47 | V | |



| | | | | | | |
|-----------------------------|---|--|------|------|--------|--------|
| Phase Noise | Phase Noise @25°C | | -75 | -70 | dBc/Hz | 10Hz |
| | | | -110 | -105 | | 100Hz |
| | | | -132 | -127 | | 1KHz |
| | | | -142 | -137 | | 10KHz |
| | | | -148 | -143 | | 100KHz |
| | | | -148 | -143 | | 1MHz |
| Environmental Conditions | Operable Temperature | -40 | | +85 | °C | |
| | Storage Temperature | -55 | | +105 | °C | |
| | ESD Level | Human Body Model,class2: 2000V to 4000V; ANSI/ESDA/JEDEC JS-001-2010. | | | | |
| | | Machine Model, class B: 200V to 400V; ANSI/ESDA/JEDEC JS-001-2010. | | | | |
| | Moisture Sensitivity Level | Level 2. | | | | |
| | Vibration | Test Condition: 0.75mm ;acceleration:10g;10Hz~2000Hz, one cycle per 30 min, test 2 hour. (3 times for each 3 directions X ,Y , Z) .IEC 68-2-06 Test Fc. | | | | |
| Shock | 100g; 6ms; half sine wave (3 times for each 3 directions X ,Y, Z),IEC 68-2-27 Test Ea/Severity 50A. | | | | | |



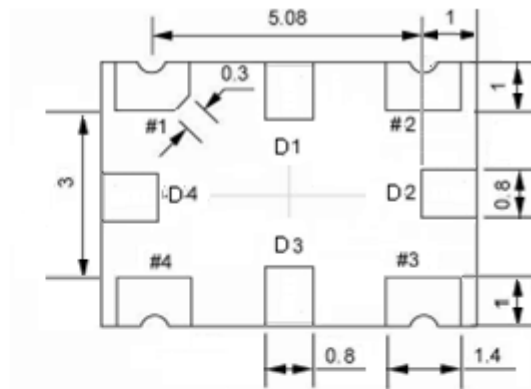
2. Mechanical Structure(mm)



Solder pad layout



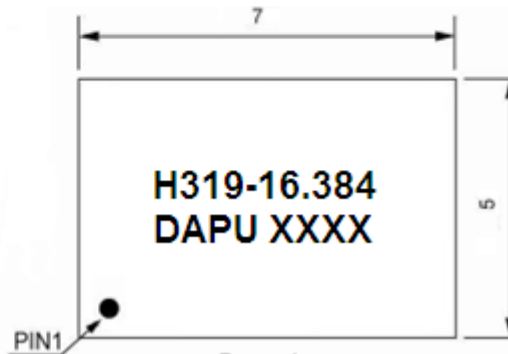
Right view



Bottom view



Side view



Top view

PIN FUNCTION

| PIN | NOTATION | FUNCTION |
|----------------|----------|----------------|
| D1, D2, D3, D4 | NC | Not Connect |
| 1 | NC | Not Connect |
| 2 | GND | GND |
| 3 | OUTPUT | RF Output |
| 4 | VCC | Supply Voltage |

Note1: Tolerance $\pm 0.2\text{mm}$ without mark

Note2: The first two xx representative: week
After two xx representative: year

Note3: Referential Weight 0.2g

Note4: NC is not connect



3. Test circuit



4. Reflow Soldering Curve (RoHS)



5. Package: Tape & Reel (mm)

