

Travelling Merchant: _____

DATASHEET

Standard: **V756-B719-125.00MHz**

P/N: _____

Plot			The Label
Drew	Audited	Approved	Stamp, please! Thanks!
Date: 2013.06.09			

Guangdong Dapu Telecom Technology Co.,Ltd

Bldg13-16,.N.Ind.Zone,SSL Industry Park, Dongguan City, Guangdong Province, China

TEL: 0086-0769-88010888 FAX: 0086-0769-81800098



1. Electrical Parameters

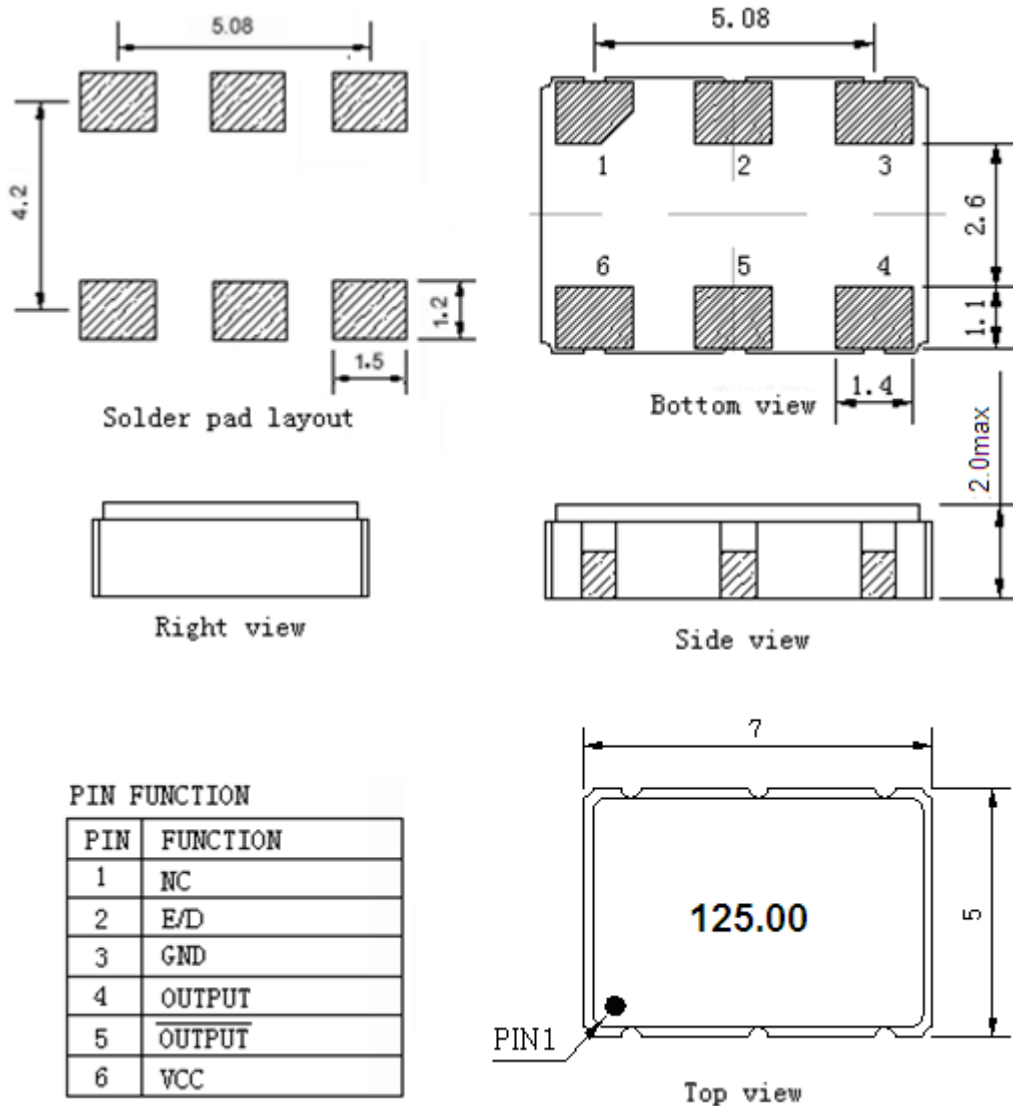
MODEL: V756-B719-125.00MHz						
Item	Description	Parameters			Unit	Test Condition
		Min.	Typ.	Max.		
Output	Frequency	125.00			MHz	
	Output Waveform	LVDS				
	Differential Output		350		mV	
	Duty Cycle	45	50	55	%	@50%
	Rise / Fall Time (20%~80%)			1	ns	@25°C
	Load	100			Ω	
	Jitter			1	ps	RMS (12KHz ~20MHz)
	Start up time			5	ms	
Frequency Stabilities	Frequency Tolerance vs. Operating Temperature Range	-30		+30	$\times 10^{-6}$	T_A varied from -40°C to 85°C, measurement referenced to frequency observed with $T_A=25^\circ\text{C}$, $V_{cc}=3.3\text{V}$, $O_{load}=100\Omega$ Connect to $V_{cc}-2.0\text{V}$, temperature variable speed less than 2°C per minute.
	Initial Frequency Tolerance	-15		+15	$\times 10^{-6}$	Measurement referenced to frequency observed with $T_A=25^\circ\text{C}$, $V_{cc}=3.3\text{V}$ within 30 days after ex-works.
	Frequency Tolerance vs. Supply Voltage	-5		+5	$\times 10^{-6}$	measurement referenced to frequency observed $T_A=25^\circ\text{C}$, V_{cc} varied from 3.13V to 3.47V and $O_{Load}=100\Omega$.
	Frequency Tolerance vs. Load	-3		+3	$\times 10^{-6}$	5% load change measurement referenced to frequency observed with $T_A=25^\circ\text{C}$, $V_{cc}=3.3\text{V}$, and $O_{Load}=100\Omega$.
	Aging Tolerance 1 Year	-3		+3	$\times 10^{-6}$	$T_A=25^\circ\text{C}$, $V_{cc}=3.3\text{V}$ and after 1h of operation.
	Aging Tolerance 20 Year	-10		+10	$\times 10^{-6}$	
Power Supply	Current Consumption			40	mA	@25°C, $O_{Load}=100\Omega$.
	Supply Voltage	3.13	3.3	3.47	V	



Phase Noise	Phase Noise		-65	-60	dBc/Hz	10Hz
			-98	-93		100Hz
			-125	-120		1KHz
			-140	-135		10KHz
			-145	-140		100KHz
			-150	-145		1MHz
Environmental Conditions	Operable Temperature	-40		+85	°C	
	Storage Temperature	-55		+105	°C	
	ESD Level	Human Body Model, class2: 2000V to 4000V; ANSI/ESDA/JEDEC JS-001-2010. Machine Model, class B: 200V to 400V; ANSI/ESDA/JEDEC JS-001-2010.				
	Moisture Sensitivity Level	Level 2.				
	Vibration	Test Condition: 0.75mm ;acceleration:10g;10Hz~2000Hz, one cycle per 30 min, test 2 hour. (3 times for each 3 directions X ,Y , Z), IEC 68-2-06 Test Fc.				
	Shock	100g; 6ms; half sine wave (3 times for each 3 directions X ,Y, Z),IEC 68-2-27 Test Ea/Severity 50A.				



2. Mechanical Structure (mm)



PIN FUNCTION

PIN	FUNCTION
1	NC
2	E/D
3	GND
4	OUTPUT
5	OUTPUT
6	VCC

Note1: Tolerance $\pm 0.1\text{mm}$ without mark

Note2: Referential Weight 0.2g

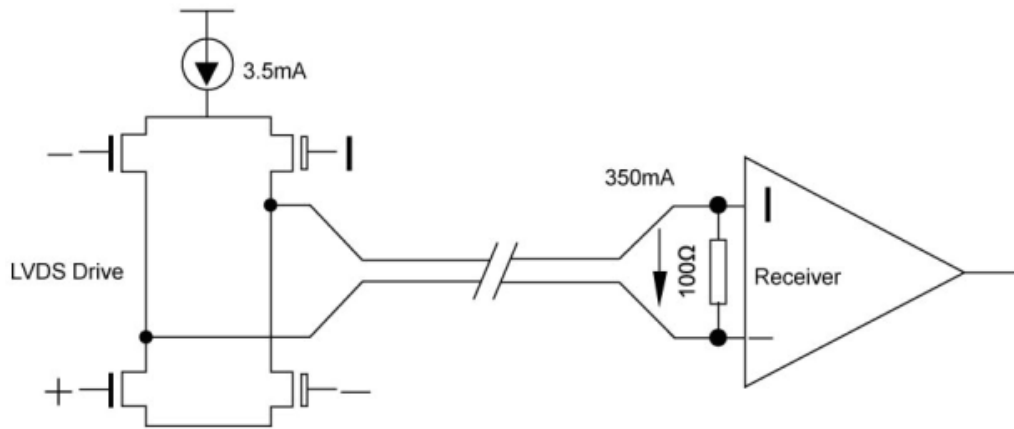
Note3: Disable: $V_{il} \leq V_{CC} - 2.0\text{V}$

Enable: $V_{ih} \geq V_{CC} - 1.025\text{V}$

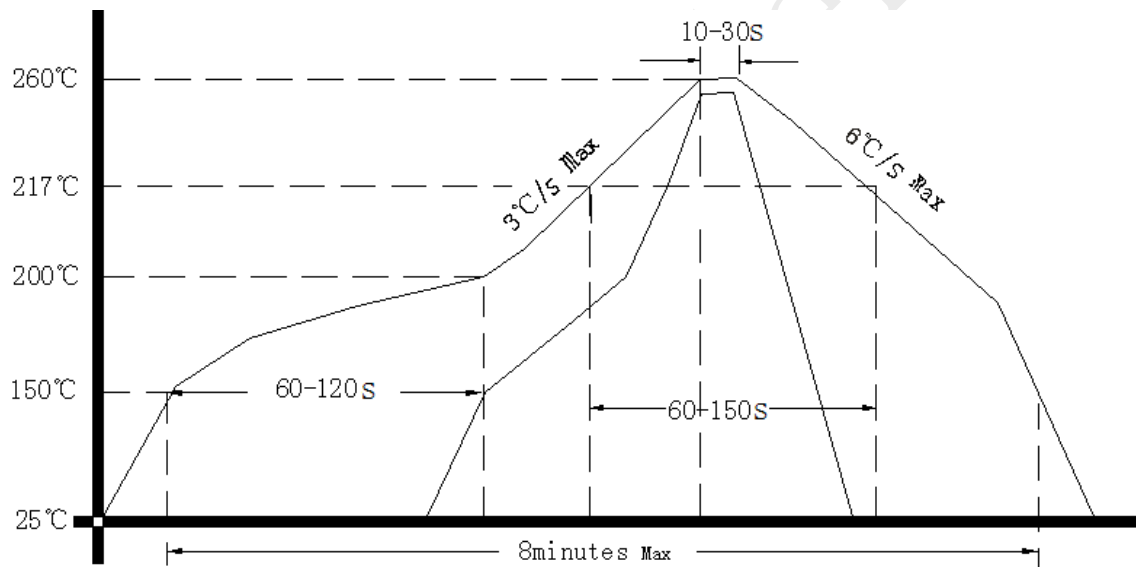
E/D	OUT1	OUT2
high level, open	data	data
low level	no data	no data



3. Test Circuit



4. Reflow Soldering Curve (RoHS)



5. Package: Tape & Reel (mm)

