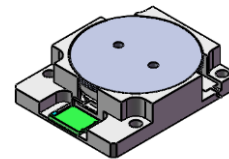




DP1023S

700MHz to 798MHz Single-Junction Drop-in Isolator

REV.	DESCRIPTION	REVISOR	DATE	APPROVED
A	Creating datasheet	TZ.Wang	2020/12/14	DP.Zhang

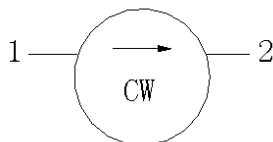


Applications:

- Wireless Infrastructure
- Power Amplifier

Features:

- Operating frequency range: 700MHz to 798MHz
- Operating temperature range: -40°C to +75°C
- Storage temperature range: -50°C to +110°C
- BeO free & RoHS compliant



Block Diagram



Electrical Specifications:

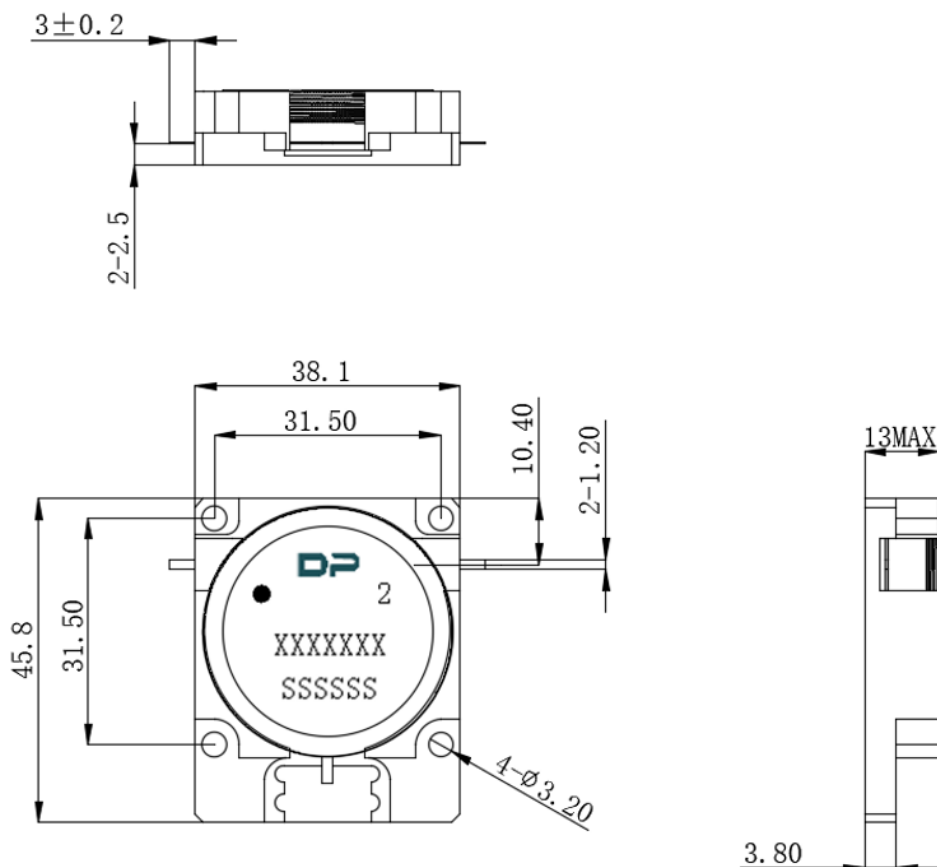
ITEM	SPECIFICATION	
Frequency	700~798	MHz
Direction	CW	
Impedance	Typ: 50	Ω
Insertion Loss (Max.)	0.4	dB
Isolation (Min.)	23	dB
Return Loss (Min.)	21	dB
Power FWD/REV	1000/250	W

Notes:

1. Exposure to maximum rating conditions for extended periods may reduce device reliability. There is no damage to device with only one parameter set at the limit and all other parameters set at or below their nominal value. Exceeding any of the limits listed here may result in permanent damage to the device.
2. Performance is guaranteed under the conditions listed in this table and over the operating temperature range.
3. Performance will not degrade by > 10% (Insertion loss > 20%) with an operating temperature of up to 130 °C.



Mechanical Specifications:



Unit: Millimeters

Notes:

1. Tolerance ± 0.2 mm unless otherwise specified.
2. Co-planarity Specification: 0.1mm maximum.
3. Part Number, Lot Code, and Port Designation are printed on the top side of device.
4. Drawing Number format shall be XXXXXXXX
5. Serial Number format shall be SSSSSS