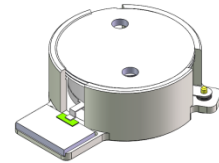




DP0463S

1805MHz to 1880MHz Single-Junction Surface Mount Isolator

REV.	DESCRIPTION	REVISOR	DATE	APPROVED
A	Creating datasheet	Jie.Jiang	2021/7/1	Nick

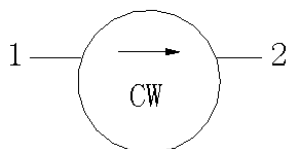


Applications:

- Wireless Infrastructure
- Power Amplifier

Features:

- Operating frequency range: 1805MHz to 1880MHz
- Operating temperature range: -40°C to +125°C
- Storage temperature range: -40°C to +125°C
- Small surface-mount package delivered on T&R
- BeOfree&RoHS compliant



Block Diagram



Electrical Specifications:

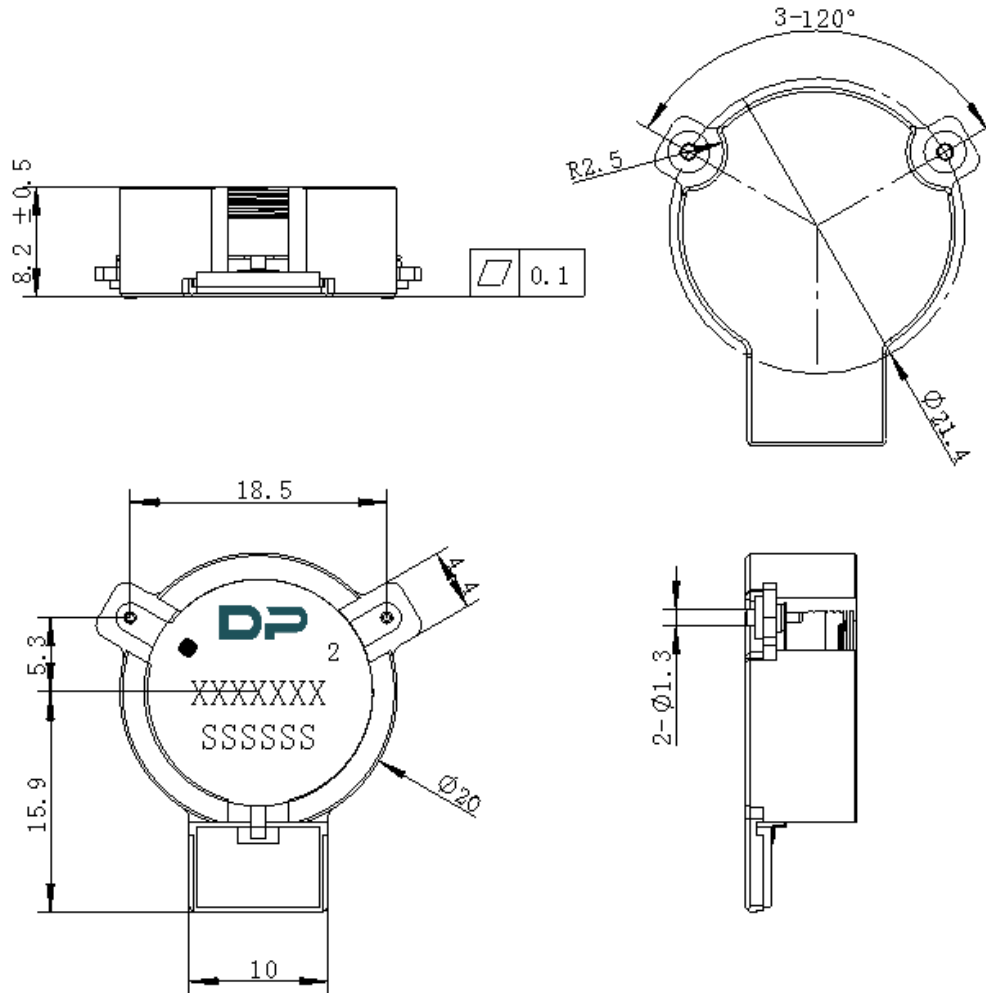
ITEM	SPECIFICATION	
Frequency	1805~1880	MHz
Direction	CW	
Impedance	Typ: 50	Ω
Insertion Loss (Max.)	0.2@-40~+115 $^{\circ}$ C 0.22@+115~+125 $^{\circ}$ C	dB
Isolation (Min.)	22@1805~1880MHz 20@1785~1900MHz 10@1730~1955MHz 8@1655~2030MHz 6@1580~2105MHz	dB
Return Loss (Min.)	20@-40~0 $^{\circ}$ C 23@0~+125 $^{\circ}$ C 20@1785~1900MHz 6@1655~2030MHz	dB
3rd IMD (Max.)	-69@2x50W CW tones	dBc
5th IMD (Max.)	-79@2x50W CW tones	dBc
Harmonics	0@2x f 100W CW -10@3x f 100W CW -10@4x f 100W CW -35@5x f 100W CW -25@6x f 100W CW -25@7x f 100W CW	dBm
Out of band attenuation	10@2x f 10@3x f 5@nx f (n=order of in- band frequency multiple)	dB
Group delay	2.8	ns
Impedance control (the reference point at Isolator Pad)	Re: 45.5~54.5 Im: -5.5j~+5.5 j	Ω
Deviation from nominal delay	± 0.05	ns
Power FWD/REV/PEAK	150/80/1500	W
Max voltage rating	1080	V
No Resonance point	1655 MHz ~2030 MHz	
Termination/Attenuator	100/-	W/dB

Notes :

1. Exposure to maximum rating conditions for extended periods may reduce device reliability. There is no damage to device with only one parameter set at the limit and all other parameters set at or below their nominal value. Exceeding any of the limits listed here may result in permanent damage to the device.
2. Performance is guaranteed under the conditions listed in this table and over the operating temperature range.



Mechanical Specifications:



Unit : Millimeters

Notes:

1. The housing and pins are silver-plated.
2. Tolerance ± 0.2 mm unless otherwise specified.
3. Co-planarity Specification: 0.1 mm maximum.
4. Part Number, Lot Code, and Port Designation are printed on the top side of device.
5. Part Number format shall be XXXXXXX
6. Serial Number format shall be SSSSS