

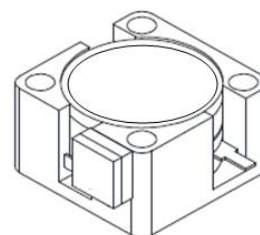


## DP2429S

### ENG PART:DP-12.7X12.7ID-5700T5950-CW

5700MHz to 5950MHz Single-Junction Drop-in Isolator

REV.	DESCRIPTION	REVISOR	DATE	APPROVED
A	SAME AS REV.1	ZZ.Zhu	2023/3/23	Nick
B	Fwd power changed from 60W to 50W	ZC.Wu	2024/8/23	Nick

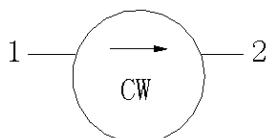


#### Applications:

- Wireless Infrastructure
- Power Amplifier

#### Features:

- Operating frequency range: 5700MHz to 5950MHz
- Operating temperature range: -40°C to +85°C
- Storage temperature range: -45°C to +110°C
- Small surface-mount package delivered on T&R
- BeOfree&RoHS compliant



Block Diagram



### Electrical Specifications:

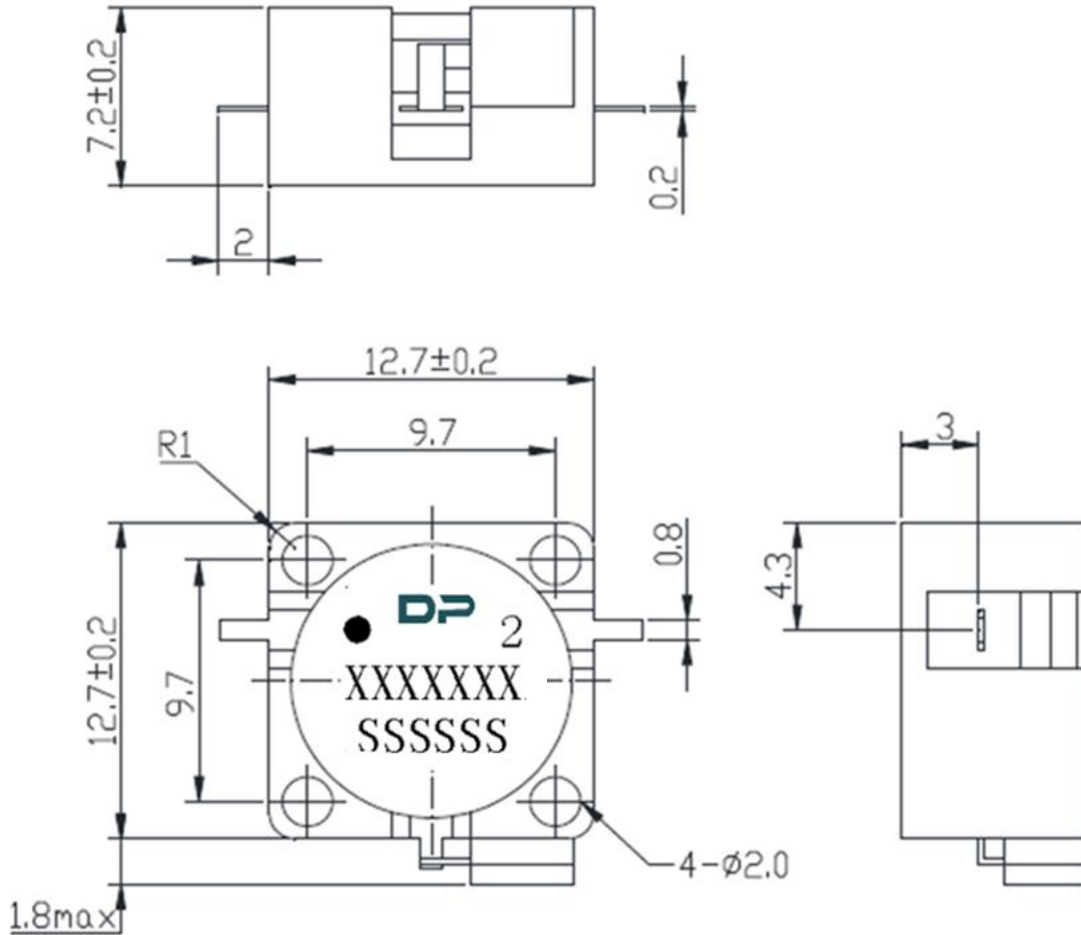
ITEM	SPECIFICATION	
Frequency	5700~5950	MHz
Direction	CW	
Impedance	Typ: 50	$\Omega$
Insertion Loss (Max.)	0.4	dB
Isolation (Min.)	20	dB
Return Loss (Min.)	19	dB
3rd IMD (Max.)	/	dBc
Extend frequency	/	MHz
Group delay	/	ns
2nd harmonicsuppression	/	dBc
3rd harmonicsuppression	/	dBc
Power FWD/REV/PEAK	50/30/-	W
Termination/Attenuator	30/-	W/dB
Impedance ,real		$\Omega$
Impedance ,imaginary	-	$\Omega$

Notes:

1. Exposure to maximum rating conditions for extended periods may reduce device reliability. There is no damage to device with only one parameter set at the limit and all other parameters set at or below their nominal value. Exceeding any of the limits listed here may result in permanent damage to the device.
2. Performance is guaranteed under the conditions listed in this table and over the operating temperature range.



Mechanical Specifications:



Unit: Millimeters

Notes:

1. The housing is nickel-plated and circuit is silver-plated.
2. Tolerance  $\pm 0.2$ mm unless otherwise specified.
3. Co-planarity Specification: 0.1mm maximum.
4. Part Number, Lot Code, and Port Designation are printed on the top side of device.
5. The **XXXXXXX** on the label represents the part number
6. The **SSSSSS** on the label represents the serial number
7. The black dot on the label represents the input port