

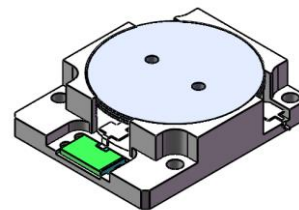


DP2874S

ENG PART:DP-31.8X38.8ID-960T1224-CCW

960MHz to 1224MHz Single-Junction Drop-in Isolator

REV.	DESCRIPTION	REVISOR	DATE	APPROVED
A	Creating datasheet	ZZ.Zhu	2023/11/2	Nick

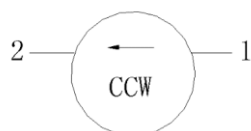


Applications:

- Wireless Infrastructure
- Power Amplifier

Features:

- Operating frequency range: 960MHz to 1224MHz
- Operating temperature range: -40°C to +70°C
- Storage temperature range: -50°C to +85°C
- Small surface-mount package delivered on T&R
- BeO free & RoHS compliant



Block Diagram



Electrical Specifications:

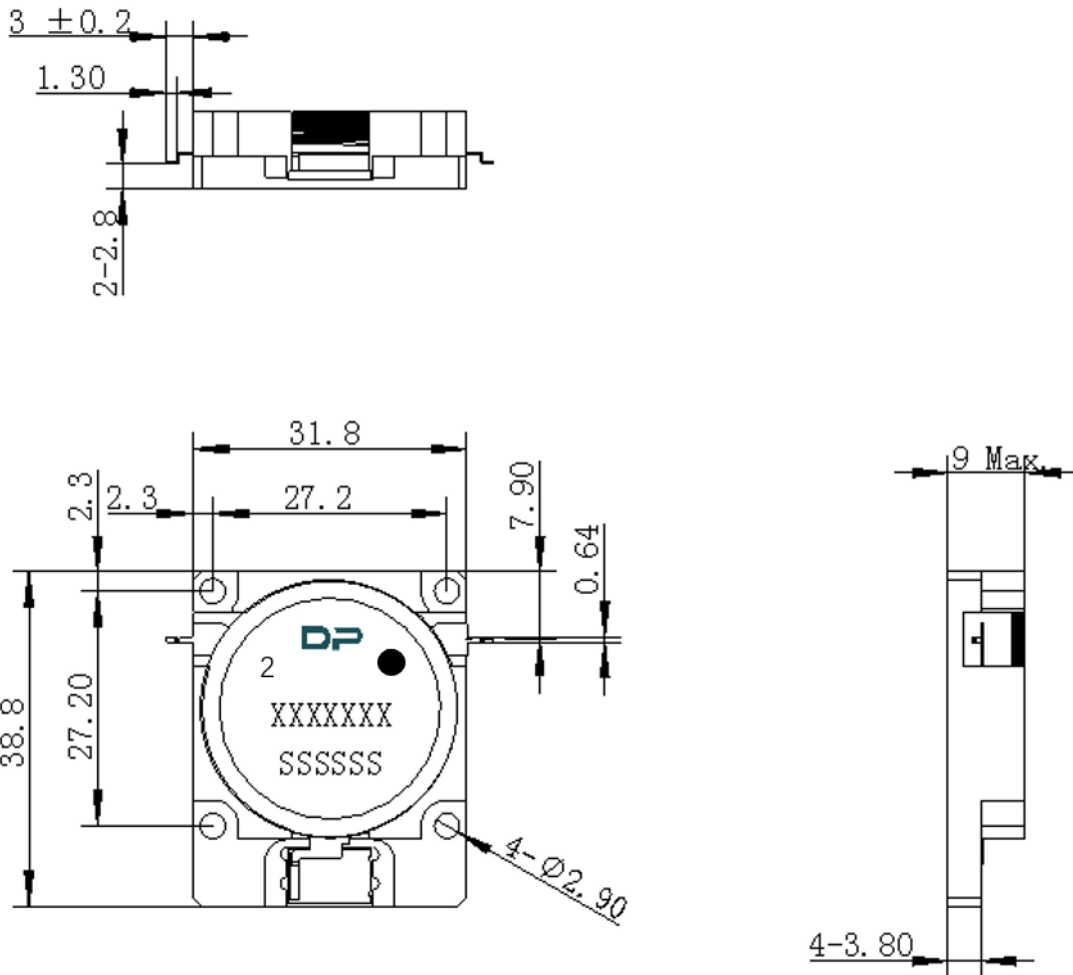
ITEM	SPECIFICATION	
Frequency	960~1224	MHz
Extend frequency	-	MHz
Direction	CCW	
Impedance	Typ: 50	Ω
Insertion Loss (Max.)	0.4	dB
Isolation (Min.)	17	dB
Return Loss (Min.)	17	dB
3rd IMD (Max.)		dBc
Group delay		ns
2nd harmonic suppression		dBc
3rd harmonic suppression		dBc
Power FWD/REV/PEAK	150/130/1200	W
Termination/Attenuator	150/-	W/dB
Input Impedance ,real	-	Ω
Input Impedance ,imaginary	-	Ω
Output Impedance ,real	-	Ω
Output Impedance ,imaginary	-	Ω

Notes:

1. Exposure to maximum rating conditions for extended periods may reduce device reliability. There is no damage to device with only one parameter set at the limit and all other parameters set at or below their nominal value. Exceeding any of the limits listed here may result in permanent damage to the device.
2. Performance is guaranteed under the conditions listed in this table and over the operating temperature range.
3. Performance will not degrade by > 10% with operating temperature up to 130 °C.



Mechanical Specifications:



Unit: Millimeters

Notes:

1. The housing is nickel-plated and pins is silver-plated.
2. Tolerance ± 0.2 mm unless otherwise specified.
3. Co-planarity Specification: 0.1mm maximum.
4. Part Number, Lot Code, and Port Designation are printed on the top side of device.
5. Part Number format shall be XXXXXXX
6. Serial Number format shall be SSSSS
7. The black dot on the label represents the input port